

# DDEC® Reports - Trip Activity

Print Date: May 04, 2011 11:55 PM (EDT)

DDC

Trip: 02/11/09 11:46 AM (EST) to 01/13/2011 (EST)  
Vehicle ID: TEMPENG  
Driver ID:  
Odometer: 233515.5 mi

Trip Distance	233515.5 mi	Trip Time	7853:54:05
Trip Fuel	40016.75 gal	Fuel Consumption	5.10 gal/h
Fuel Economy	5.84 mpg	Idle Time	3770:52:12
Avg Drive Load	49 %	Idle Percent	48.01 %
Avg Vehicle Speed	57.3 mph	Idle Fuel	1424.38 gal
		Parked Regen Time	4:18:28

Driving Time	4078:43:25	VSG(PTO) Total Time	203:12:48
Driving Percent	51.93 %	VSG(PTO) Percent	2.59 %
Driving Fuel	37646.71 gal	VSG(PTO) Total Fuel	88.88 gal
Driving Economy	6.20 mpg	VSG(PTO) Working Time	177:50:59
		VSG(PTO) Working Fuel	76.88 gal

Vehicle Speed Limiting		Stop Idle Time	3552:13:16
Time	1478:07:44	Stop Idle Percent	45.23 %
Percent	36.24 %	Stop Idle Fuel	1316.63 gal
Distance	98135.6 mi		
Fuel	12717.50 gal		

Top Gear		Over Rev Limit	1800 rpm
Time	3064:12:00	Count	253
Percent	75.13 %	Time	1:23:52
Distance	198321.9 mi	Percent	0.02 %
Fuel	30457.50 gal	Highest RPM	3850 rpm
Time	204:41:24	Occurred	01/13/11 04:08:15 (EST)

Top Gear - 1		Diag. Records	207
Percent	5.02 %	Hard Brake Count	23
Distance	9845.4 mi	Firm Brake Count	1519
Fuel	2020.38 gal	Brake Count	52421
		Eng. Brake Time	85:39:52

Cruise		Optimized Idle Time	
Time	1852:29:28	Active	0:00:00
Percent	45.42 %	Run	0:00:00
Distance	121245.2 mi	Battery	0:00:00
Fuel	18913.13 gal	Engine Temp.	0:00:00
		Thermostat	0:00:00
		Extended Idle	0:00:00

Top Gear Cruise		Continuous	0:00:00
Time	1783:30:20		
Percent	43.73 %		
Distance	117231.6 mi		
Fuel	18328.75 gal		

Speeding A(>=66 mph and <71 mph)		Optimized Idle Battery Charging Starts	
Count	53761	Normal Count	0
Time	718:54:26	Alternate Count	0
Percent	17.63 %	Continuous Run	0

Speeding B(>=71 mph)		Fan On Time	
Count	25547	Total Time	1192:31:37
Time	567:12:31	Engine System	23:33:50
Percent	13.91 %	Manual	0:00:00
		A/C	1164:39:13
		DPF Fan Time	4:18:34

Highest Speed	87.0 mph	Pump On Time	
Occurred	03/25/09 08:39:06 (EST)	Time	0:00:00
		Distance	0.0 mi
Coasting Time	1:00:00	Fuel	0.00 gal
Coasting Percent	0.02 %		

DPF Regeneration		Engine Utilization	46.68 %
Parked Completed	8	Vehicle Utilization	24.24 %
Driving Completed	660		
Parked Regen Fuel	13.57 gal		
Driving Regen Fuel	932.09 gal		

# DDEC® Reports - Configuration

Print Date: May 04, 2011 11:55 PM (EDT)

DDC  
Trip: 02/11/09 11:46 AM (EST) to 01/13/2011 (EST)  
Vehicle ID: TEMPENG  
Driver ID:  
Odometer: 233515.5 mi

---

Trip Distance	233515.5 mi	Trip Time	7853:54:05
Trip Fuel	40016.75 gal	Fuel Consumption	5.10 gal/h
Fuel Economy	5.84 mpg	Idle Time	3770:52:12
Avg Drive Load	49 %	Idle Percent	48.01 %
Avg Vehicle Speed	57.3 mph	Idle Fuel	1424.38 gal
		Parked Regen Time	4:18:28

---

Hard Brake Limit	7.0 mph/s	
Stop Idle Limit	5 min	
Top Gear Limit	21 rpm/mph	
Top Gear-1 Limit	29 rpm/mph	Learned On: 01/01/2011 (EST)

ECM S/W	CPC2: *04*_01*_00**	- Diagnostic Version:18*.00*
ECM Type	DDEC VI	
Config. Change	-	

Idle Method	VSS	
Idle-Load Limit	- %	
Idle-RPM Limit	- rpm	
Working PTO Min.RPM Threshold		900 rpm
Working PTO Min.Load Threshold		30 %Load
Firm Brake Deceleration Limit		4 MPH/s

Reset Lockout	No
Fleet Time Zone	-5.0 h (N/A)

Maintenance Visual Reminder:

Enabled	No
Percentage	- %

Vehicle Speed Bands (mph)	10	20	30	40	50	55	60	66	71
Engine Speed Bands (rpm)	700	1000	1200	1300	1400	1500	1600	1700	1800
Percent Load Bands (%)	10	20	30	40	50	60	70	80	90

Trip Status 4 Extracted but did not reset!

# DDEC® Reports - Life-To-Date

Print Date: May 04, 2011 11:55 PM (EDT)

DDC

Trip: 02/11/09 11:46 AM (EST) to 01/13/2011 (EST)  
Vehicle ID: TEMPENG  
Driver ID:  
Odometer: 233515.5 mi

---

Trip Distance	233515.5 mi	Trip Time	7853:54:05
Trip Fuel	40016.75 gal	Fuel Consumption	5.10 gal/h
Fuel Economy	5.84 mpg	Idle Time	3770:52:12
Avg Drive Load	49 %	Idle Percent	48.01 %
Avg Vehicle Speed	57.3 mph	Idle Fuel	1424.38 gal
		Parked Regen Time	4:18:28

---

Total Distance	233515.5 mi
Total Time	7854:18:21
Total Fuel	40053.50 gal
Overall Fuel Economy	5.83 mpg
Avg Vehicle Speed	29.73 mph

Avg. Drive Load 50 %

Optimized Idle	
Active Time	0:00:00
Run Time	0:00:00

Idle Time	3770:52:12
Idle Percent	48.01 %
Idle Fuel	1425.88 gal

Optimized Idle Battery Charging Starts	
Normal Count	0
Alternate Count	0
Continuous Run	0

VSG(PTO) Total Time	203:12:48
VSG(PTO) Percent	2.59 %
VSG(PTO) Total Fuel	88.88 gal
VSG(PTO) Working Time	177:50:59
VSG(PTO) Working Fuel	77.00 gal

Fan On Time	
Total Time	1188:13:03
Engine System	23:33:50
Manual	0:00:00
A/C	1164:39:13
DPF Fan Time	4:18:34

Cruise Percent	45.37 %
Cruise Time	1852:29:28

Peak Road Speed	82.5 mph
Occurred	02/24/10 02:58 PM (EST)

Eng. Brake Time	85:39:52
Revolutions/mi	2014
Average RPM	997

Peak Engine RPM	3847 rpm
Occurred	01/13/11 04:08 AM (EST)

DPF Regeneration	
Parked Completed	8
Occurred	11/07/10 07:15 AM (EST)
Driving Completed	660
Occurred	01/12/11 10:54 PM (EST)

Parked Regen Fuel	13.59 gal
Driving Regen Fuel	933.04 gal
Parked Regen Time	4:18:28

# DDEC® Reports - Profile

Print Date: May 04, 2011 11:55 PM (EDT)

DDC

Trip: 02/11/09 11:46 AM (EST) to 01/13/2011 (EST)

Vehicle ID: TEMPENG

Driver ID:

Odometer: 233515.5 mi

---

Trip Distance	233515.5 mi	Cruise Percent	45 %
Trip Fuel	40016.75 gal	Top Gear Percent	75 %
Trip Time	7853:54:05	Coast Percent	0 %
		Idle Percent	48 %
Speeding A	17 %	VSG Percent	2 %
Speeding B	13 %	Avg. Drive Load	49 %
		Hard Brake Count	23
PMA Percent Left	100 %	Diagnostic Code	Yes
PMB Percent Left	100 %		
PMC Percent Left	100 %	Highest Speed	87.0 mph
		Highest RPM	3850 rpm
Over Rev	0 %		

# DDEC® Reports - Engine Load/RPM

Print Date: May 04, 2011 11:55 PM (EDT)

DDC

Trip: 02/11/09 11:46 AM (EST) to 01/13/2011 (EST)

Vehicle ID: TEMPENG

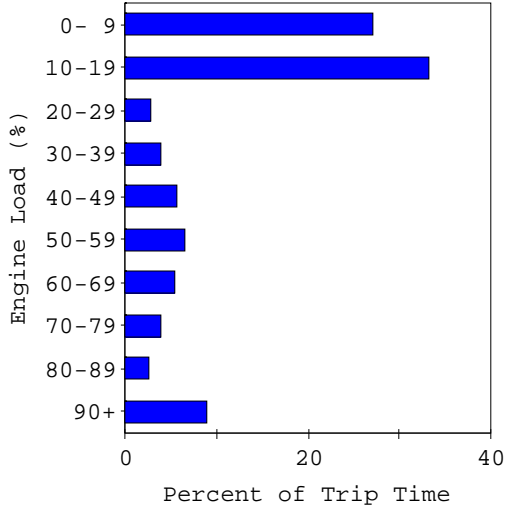
Driver ID:

Odometer: 233515.5 mi

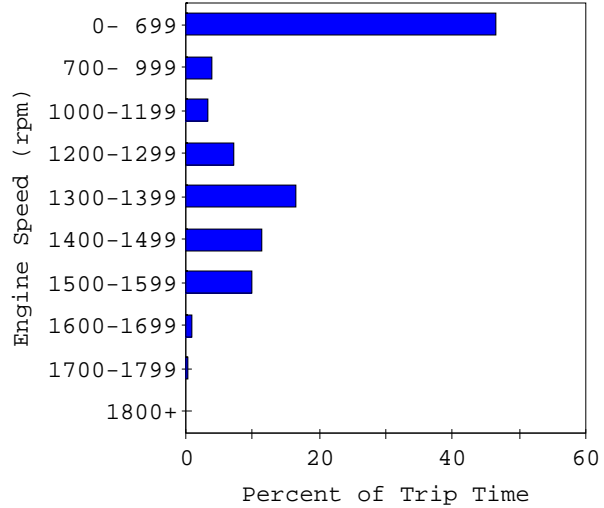
Trip Distance 233515.5 mi  
 Trip Fuel 40016.75 gal  
 Fuel Economy 5.84 mpg  
 Avg Drive Load 49 %  
 Avg Vehicle Speed 57.3 mph

Trip Time 7853:54:05  
 Fuel Consumption 5.10 gal/h  
 Idle Time 3770:52:12  
 Idle Percent 48.01 %  
 Idle Fuel 1424.38 gal  
 Parked Regen Time 4:18:28

**Engine Load Histogram**



**Engine Speed Histogram**



**Percent of Trip Time in Load and RPM Table**  
**Engine Load (%)**

Engine RPM	0- 9	10-19	20-29	30-39	40-49	50-59	60-69	70-79	80-89	90-100	Total
0- 699	15.6	30.4	0.2	0.1	0.1						46.5
700- 999	3.2	0.4	0.1	0.1							3.9
1000-1199	1.1	0.3	0.2	0.2	0.3	0.2	0.2	0.1	0.1	0.6	3.4
1200-1299	1.2	0.4	0.4	0.6	0.8	0.8	0.6	0.4	0.3	1.6	7.1
1300-1399	2.4	0.8	0.9	1.4	2.2	2.5	1.9	1.3	0.9	2.5	16.6
1400-1499	1.6	0.5	0.5	0.8	1.3	1.5	1.2	0.9	0.6	2.4	11.3
1500-1599	1.5	0.4	0.4	0.6	1.0	1.4	1.4	1.0	0.7	1.5	9.9
1600-1699	0.3									0.2	0.8
1700-1799	0.1									0.1	0.3
1800+											0.1
<b>Total</b>	<b>27.0</b>	<b>33.3</b>	<b>2.8</b>	<b>3.8</b>	<b>5.7</b>	<b>6.5</b>	<b>5.4</b>	<b>3.9</b>	<b>2.6</b>	<b>8.9</b>	

Note: This table contains values <0.005 percent of trip time

# DDEC® Reports - Over Speed/Over Rev

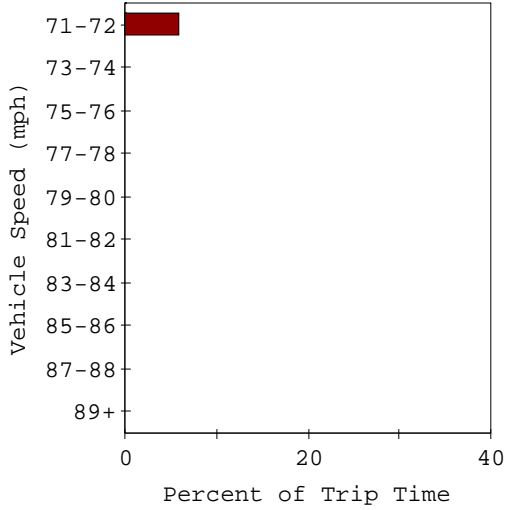
Print Date: May 04, 2011 11:55 PM (EDT)

DDC

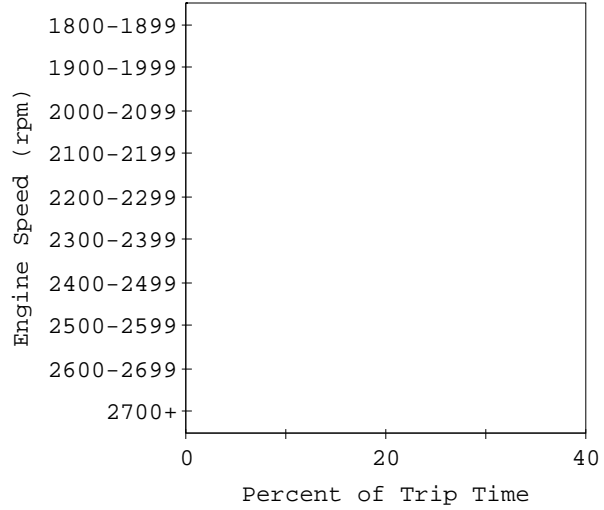
Trip: 02/11/09 11:46 AM (EST) to 01/13/2011 (EST)  
 Vehicle ID: TEMPENG  
 Driver ID:  
 Odometer: 233515.5 mi

Trip Distance	233515.5 mi	Trip Time	7853:54:05
Trip Fuel	40016.75 gal	Fuel Consumption	5.10 gal/h
Fuel Economy	5.84 mpg	Idle Time	3770:52:12
Avg Drive Load	49 %	Idle Percent	48.01 %
Avg Vehicle Speed	57.3 mph	Idle Fuel	1424.38 gal
		Parked Regen Time	4:18:28

**Over Speed Histogram**



**Over Rev Histogram**



**Percent of Trip Time in Over Speed and Over Rev Bands**

**Vehicle Speed (mph)**

71-72	73-74	75-76	77-78	79-80	81-82	83-84	85-86	87-88	89+
6.77	0.32	0.09	0.03	0.01	<0.005	<0.005	<0.005	<0.005	

**Engine Speed (rpm)**

1800	1900	2000	2100	2200	2300	2400	2500	2600	2700+
1899	1999	2099	2199	2299	2399	2499	2599	2699	
0.12	0.01	<0.005		<0.005		<0.005	<0.005		

# DDEC® Reports - Vehicle Speed/RPM

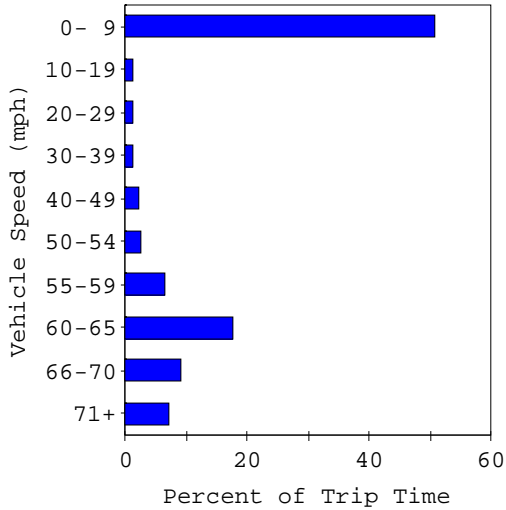
Print Date: May 04, 2011 11:55 PM (EDT)

DDC

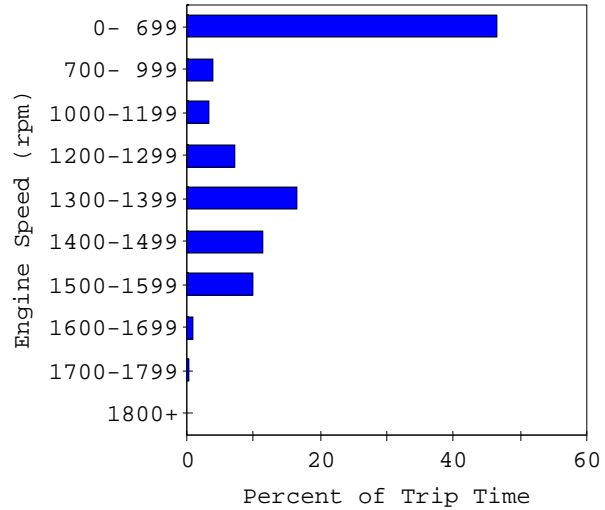
Trip: 02/11/09 11:46 AM (EST) to 01/13/2011 (EST)  
 Vehicle ID: TEMPENG  
 Driver ID:  
 Odometer: 233515.5 mi

Trip Distance	233515.5 mi	Trip Time	7853:54:05
Trip Fuel	40016.75 gal	Fuel Consumption	5.10 gal/h
Fuel Economy	5.84 mpg	Idle Time	3770:52:12
Avg Drive Load	49 %	Idle Percent	48.01 %
Avg Vehicle Speed	57.3 mph	Idle Fuel	1424.38 gal
		Parked Regen Time	4:18:28

**Vehicle Speed Histogram**



**Engine Speed Histogram**



**Percent of Trip Time in Speed and RPM Table**  
**Vehicle Speed (mph)**

Engine RPM	0- 9	10-19	20-29	30-39	40-49	50-54	55-59	60-65	66-70	71+	Total
0- 699	46.2	0.2	0.1								46.5
700- 999	3.5	0.2	0.1	0.1	0.1						3.9
1000-1199	0.5	0.3	0.3	0.3	0.3	1.1	0.6				3.4
1200-1299	0.2	0.2	0.2	0.2	0.5	0.2	3.9	1.7			7.1
1300-1399	0.1	0.2	0.2	0.3	0.6	0.6	0.3	14.3			16.6
1400-1499	0.1	0.1	0.2	0.3	0.5	0.2	1.4	0.8	7.8		11.3
1500-1599	0.1	0.1	0.1	0.2	0.1	0.4		0.6	1.3	7.1	9.9
1600-1699	0.1		0.1		0.1		0.2	0.1		0.1	0.8
1700-1799							0.1				0.3
1800+											0.1
<b>Total</b>	<b>50.7</b>	<b>1.4</b>	<b>1.2</b>	<b>1.4</b>	<b>2.2</b>	<b>2.5</b>	<b>6.6</b>	<b>17.6</b>	<b>9.2</b>	<b>7.2</b>	
<b>Brakes</b>	9591	6154	6437	5958	5746	3721	4580	5197	3277	1760	52421
<b>Hard Brakes</b>			6	4	7	2	2	1	1		23
<b>Firm Brakes</b>		140	543	394	240	76	77	35	11	3	1519

Note: This table contains values <0.005 percent of trip time

# DDEC® Reports - Monthly Activity #1

Print Date: May 04, 2011 11:55 PM (EDT)

DDC	Partial Month: January, 2011 (EST)
	Vehicle ID: TEMPENG
	Driver ID:
	Odometer: 233515.5 mi

Distance	4595.7 mi	Time	105:45:10
Fuel	761.88 gal	Fuel Consumption	7.20 gal/h
Fuel Economy	6.03 mpg	Idle Time	16:58:48
Avg Drive Load	47 %	Idle Percent	16.06 %
Avg Vehicle Speed	51.8 mph	Idle Fuel	7.25 gal
		Parked Regen Time	0:00:00

Driving Time	88:46:22	VSG(PTO) Total Time	5:54:37
Driving Percent	83.94 %	VSG(PTO) Percent	5.59 %
Driving Fuel	754.63 gal	VSG(PTO) Total Fuel	2.13 gal
Driving Economy	6.09 mpg	VSG(PTO) Working Time	5:48:24
		VSG(PTO) Working Fuel	2.13 gal

Vehicle Speed Limiting

Time	39:38:41
Percent	44.66 %
Distance	2431.5 mi
Fuel	297.13 gal

Stop Idle Time	10:06:56
Stop Idle Percent	9.57 %
Stop Idle Fuel	3.88 gal

Top Gear

Time	61:24:12
Percent	69.17 %
Distance	3687.6 mi
Fuel	535.88 gal
Time	2:57:47

Over Rev Limit	1800 rpm
Count	2
Time	0:00:23
Percent	0.01 %

Highest RPM	3850 rpm
Occurred	01/13/11 04:08:15 (EST)

Top Gear - 1

Percent	3.34 %
Distance	133.3 mi
Fuel	30.13 gal

Diag. Records	3
Hard Brake Count	0
Firm Brake Count	17
Brake Count	1107
Eng. Brake Time	3:33:48

Cruise

Time	42:38:02
Percent	48.03 %
Distance	2571.9 mi
Fuel	388.13 gal

Optimized Idle Time	0:00:00
Active	0:00:00
Run	0:00:00
Battery	0:00:00
Engine Temp.	0:00:00
Thermostat	0:00:00
Extended Idle	0:00:00

Top Gear Cruise

Time	41:31:38
Percent	46.78 %
Distance	2509.9 mi
Fuel	377.63 gal

Continuous	0:00:00
------------	---------

Speeding A(>=66 mph and <71 mph)

Count	123
Time	0:40:55
Percent	0.77 %

Optimized Idle Battery Charging Starts	0
Normal Count	0
Alternate Count	0
Continuous Run	0

Speeding B(>=71 mph)

Count	20
Time	0:05:02
Percent	0.09 %

Fan On Time	0:51:42
Total Time	0:51:42
Engine System	0:00:00
Manual	0:00:00
A/C	0:00:00
DPF Fan Time	0:00:00

Highest Speed

76.0 mph	01/01/11 17:16:21 (EST)
Occurred	

Pump On Time	0:00:00
Time	0:00:00
Distance	0.0 mi
Fuel	0.00 gal

Coasting Time

0:02:26	0.05 %
Coasting Percent	

DPF Regeneration

Parked Completed	0
Driving Completed	12
Parked Regen Fuel	0.00 gal
Driving Regen Fuel	22.35 gal

Engine Utilization	35.07 %
Vehicle Utilization	29.44 %



# DDEC® Reports - Monthly Activity #2

Print Date: May 04, 2011 11:55 PM (EDT)

DDC	Month: December, 2010 (EST)
	Vehicle ID: TEMPENG
	Driver ID:
	Odometer: 233515.5 mi

Distance	15680.1 mi	Time	400:34:36
Fuel	2693.00 gal	Fuel Consumption	6.72 gal/h
Fuel Economy	5.82 mpg	Idle Time	101:42:07
Avg Drive Load	49 %	Idle Percent	25.39 %
Avg Vehicle Speed	52.5 mph	Idle Fuel	38.25 gal
		Parked Regen Time	0:00:00

Driving Time	298:52:29	VSG(PTO) Total Time	60:35:02
Driving Percent	74.61 %	VSG(PTO) Percent	15.12 %
Driving Fuel	2654.75 gal	VSG(PTO) Total Fuel	20.88 gal
Driving Economy	5.91 mpg	VSG(PTO) Working Time	55:41:31
		VSG(PTO) Working Fuel	19.00 gal

Vehicle Speed Limiting			
Time	143:18:03	Stop Idle Time	79:43:20
Percent	47.95 %	Stop Idle Percent	19.90 %
Distance	8837.8 mi	Stop Idle Fuel	27.50 gal
Fuel	1086.88 gal		

Top Gear			
Time	208:09:34	Over Rev Limit	1800 rpm
Percent	69.65 %	Count	1
Distance	12625.8 mi	Time	0:00:40
Fuel	1904.25 gal	Percent	0.00 %
Time	13:08:18	Highest RPM	2301 rpm
		Occurred	12/21/10 15:04:26 (EST)

Top Gear - 1			
Percent	4.40 %	Diag. Records	1
Distance	604.6 mi	Hard Brake Count	3
Fuel	127.63 gal	Firm Brake Count	102
		Brake Count	3740
		Eng. Brake Time	7:29:02

Cruise			
Time	135:17:05	Optimized Idle Time	
Percent	45.26 %	Active	0:00:00
Distance	8241.9 mi	Run	0:00:00
Fuel	1282.50 gal	Battery	0:00:00
		Engine Temp.	0:00:00
		Thermostat	0:00:00
		Extended Idle	0:00:00

Top Gear Cruise			
Time	130:13:44	Continuous	0:00:00
Percent	43.57 %		
Distance	7949.9 mi		
Fuel	1233.13 gal		

Speeding A(>=66 mph and <71 mph)			
Count	754	Optimized Idle Battery Charging Starts	
Time	3:58:41	Normal Count	0
Percent	1.33 %	Alternate Count	0
		Continuous Run	0

Speeding B(>=71 mph)			
Count	118	Fan On Time	
Time	0:36:43	Total Time	2:04:09
Percent	0.20 %	Engine System	2:04:09
		Manual	0:00:00
		A/C	0:00:00
		DPF Fan Time	0:00:00

Highest Speed			
Occurred	12/20/10 20:00:43 (EST)	Pump On Time	
		Time	0:00:00
		Distance	0.0 mi
		Fuel	0.00 gal

Coasting Time			
Time	0:05:08	Engine Utilization	53.84 %
Percent	0.03 %	Vehicle Utilization	40.17 %
DPF Regeneration			
Parked Completed	0		
Driving Completed	42		
Parked Regen Fuel	0.00 gal		
Driving Regen Fuel	76.61 gal		

# DDEC® Reports - Monthly Activity #3

Print Date: May 04, 2011 11:55 PM (EDT)

DDC	Month: November, 2010 (EST)
	Vehicle ID: TEMPENG
	Driver ID:
	Odometer: 233515.5 mi

Distance	9184.3 mi	Time	266:01:04
Fuel	1539.25 gal	Fuel Consumption	5.79 gal/h
Fuel Economy	5.97 mpg	Idle Time	90:01:06
Avg Drive Load	48 %	Idle Percent	33.84 %
Avg Vehicle Speed	52.2 mph	Idle Fuel	32.00 gal
		Parked Regen Time	0:24:31

Driving Time	175:59:58	VSG(PTO) Total Time	58:20:04
Driving Percent	66.16 %	VSG(PTO) Percent	21.93 %
Driving Fuel	1507.25 gal	VSG(PTO) Total Fuel	18.38 gal
Driving Economy	6.09 mpg	VSG(PTO) Working Time	57:22:18
		VSG(PTO) Working Fuel	18.13 gal

Vehicle Speed Limiting			
Time	91:37:25	Stop Idle Time	74:36:51
Percent	52.06 %	Stop Idle Percent	28.05 %
Distance	5661.0 mi	Stop Idle Fuel	24.13 gal
Fuel	724.00 gal		

Top Gear			
Time	132:03:59	Over Rev Limit	1800 rpm
Percent	75.04 %	Count	3
Distance	7985.4 mi	Time	0:01:23
Fuel	1191.50 gal	Percent	0.01 %
Time	14:46:56	Highest RPM	2218 rpm
		Occurred	11/29/10 00:09:10 (EST)

Top Gear - 1			
Percent	8.40 %	Diag. Records	22
Distance	692.1 mi	Hard Brake Count	3
Fuel	152.38 gal	Firm Brake Count	137
		Brake Count	2650
		Eng. Brake Time	3:06:09

Cruise			
Time	86:52:46	Optimized Idle Time	
Percent	49.36 %	Active	0:00:00
Distance	5323.5 mi	Run	0:00:00
Fuel	805.88 gal	Battery	0:00:00
		Engine Temp.	0:00:00
		Thermostat	0:00:00
		Extended Idle	0:00:00

Top Gear Cruise			
Time	86:31:24	Continuous	0:00:00
Percent	49.16 %		
Distance	5305.5 mi		
Fuel	802.63 gal		

Speeding A(>=66 mph and <71 mph)			
Count	244	Optimized Idle Battery Charging Starts	
Time	1:05:33	Normal Count	0
Percent	0.62 %	Alternate Count	0
		Continuous Run	0

Speeding B(>=71 mph)			
Count	29	Fan On Time	
Time	0:08:06	Total Time	1:06:14
Percent	0.08 %	Engine System	0:41:42
		Manual	0:00:00
		A/C	0:00:00
		DPF Fan Time	0:24:32

Highest Speed			
Occurred	11/08/10 14:30:29 (EST)	Pump On Time	
		Time	0:00:00
		Distance	0.0 mi
		Fuel	0.00 gal

Coasting Time			
Coasting Time	0:00:00	Engine Utilization	36.90 %
Coasting Percent	0.00 %	Vehicle Utilization	24.41 %

DPF Regeneration			
Parked Completed	1		
Driving Completed	25		
Parked Regen Fuel	1.62 gal		
Driving Regen Fuel	39.11 gal		

# DDEC® Reports - Diagnostic Record #1

Print Date: May 04, 2011 11:55 PM (EDT)

DDC

Trip: 02/11/09 11:46 AM (EST) to 01/13/2011 (EST)

Vehicle ID: TEMPENG

Driver ID:

Odometer: 233515.5 mi

---

Trip Distance	233515.5 mi	Trip Time	7853:54:05
Trip Fuel	40016.75 gal	Fuel Consumption	5.10 gal/h
Fuel Economy	5.84 mpg	Idle Time	3770:52:12
Avg Drive Load	49 %	Idle Percent	48.01 %
Avg Vehicle Speed	57.3 mph	Idle Fuel	1424.38 gal
		Parked Regen Time	4:18:28

---

For DDEC VI (CPC2/MCM), this feature is not supported by DDEC Report

It is supported by Drumroll now.

# DDEC® Reports - Diagnostic Record #2

Print Date: May 04, 2011 11:55 PM (EDT)

DDC

Trip: 02/11/09 11:46 AM (EST) to 01/13/2011 (EST)

Vehicle ID: TEMPENG

Driver ID:

Odometer: 233515.5 mi

---

For DDEC VI (CPC2/MCM), this feature is not supported by DDEC Report

It is supported by Drumroll now.

# DDEC® Reports - Diagnostic Record #3

Print Date: May 04, 2011 11:55 PM (EDT)

DDC

Trip: 02/11/09 11:46 AM (EST) to 01/13/2011 (EST)

Vehicle ID: TEMPENG

Driver ID:

Odometer: 233515.5 mi

---

For DDEC VI (CPC2/MCM), this feature is not supported by DDEC Report

It is supported by Drumroll now.

# DDEC® Reports - Daily Engine Usage

Print Date: May 04, 2011 11:55 PM (EDT)

DDC

Date Range: 01/13/2011 to 12/15/2010 (EST)

Vehicle ID: TEMPENG

Driver ID:

Date:	01/13/2011
Start Time:	00:08:27 (EST)
Odometer:	233313.0 mi
Distance:	202.5 mi
Fuel:	32.50 gal
Fuel Economy:	6.23 mpg
Average Speed:	49.4 mph

Total(hh:mm)	04:06	01:00	18:54
Hour (EST)	Drive(min)	Idle(min)	Off(min)
00:00-02:00	75	10	35
02:00-04:00	116	4	0
04:00-06:00	6	15	99
06:00-08:00	0	14	106
08:00-10:00	25	8	87
10:00-12:00	24	9	87
12:00-14:00	0	0	120
14:00-16:00	0	0	120
16:00-18:00	0	0	120
18:00-20:00	0	0	120
20:00-22:00	0	0	120
22:00-24:00	0	0	120

Date:	01/12/2011
Start Time:	00:00:00 (EST)
Odometer:	232715.1 mi
Distance:	597.9 mi
Fuel:	100.00 gal
Fuel Economy:	5.98 mpg
Average Speed:	52.8 mph

Total(hh:mm)	11:20	02:16	10:24
Hour (EST)	Drive(min)	Idle(min)	Off(min)
00:00-02:00	117	3	0
02:00-04:00	57	31	32
04:00-06:00	57	3	60
06:00-08:00	0	0	120
08:00-10:00	0	0	120
10:00-12:00	37	11	72
12:00-14:00	10	25	85
14:00-16:00	67	17	36
16:00-18:00	106	1	13
18:00-20:00	87	33	0
20:00-22:00	34	11	75
22:00-24:00	108	1	11

Date:	01/11/2011
Start Time:	06:19:07 (EST)
Odometer:	232236.7 mi
Distance:	478.4 mi
Fuel:	77.75 gal
Fuel Economy:	6.15 mpg
Average Speed:	51.3 mph

Total(hh:mm)	09:20	01:51	12:49
Hour (EST)	Drive(min)	Idle(min)	Off(min)
00:00-02:00	0	0	120
02:00-04:00	0	0	120
04:00-06:00	0	0	120
06:00-08:00	46	24	50
08:00-10:00	72	16	32
10:00-12:00	50	15	55
12:00-14:00	0	1	119
14:00-16:00	38	22	60
16:00-18:00	102	3	15
18:00-20:00	74	16	30
20:00-22:00	88	5	27
22:00-24:00	90	9	21

# DDEC® Reports - Daily Engine Usage

Print Date: May 04, 2011 11:55 PM (EDT)

DDC

Date Range: 01/13/2011 to 12/15/2010 (EST)

Vehicle ID: TEMPENG

Driver ID:

Date:	01/10/2011
Start Time:	10:28:49 (EST)
Odometer:	232236.7 mi
Distance:	0.0 mi
Fuel:	0.00 gal
Fuel Economy:	0.00 mpg
Average Speed:	0.0 mph

Total(hh:mm)	00:00	00:00	24:00
Hour (EST)	Drive(min)	Idle(min)	Off(min)
00:00-02:00	0	0	120
02:00-04:00	0	0	120
04:00-06:00	0	0	120
06:00-08:00	0	0	120
08:00-10:00	0	0	120
10:00-12:00	0	0	120
12:00-14:00	0	0	120
14:00-16:00	0	0	120
16:00-18:00	0	0	120
18:00-20:00	0	0	120
20:00-22:00	0	0	120
22:00-24:00	0	0	120

Date:	01/09/2011
Start Time:	14:36:36 (EST)
Odometer:	232236.7 mi
Distance:	0.0 mi
Fuel:	0.00 gal
Fuel Economy:	0.00 mpg
Average Speed:	0.0 mph

Total(hh:mm)	00:00	00:00	24:00
Hour (EST)	Drive(min)	Idle(min)	Off(min)
00:00-02:00	0	0	120
02:00-04:00	0	0	120
04:00-06:00	0	0	120
06:00-08:00	0	0	120
08:00-10:00	0	0	120
10:00-12:00	0	0	120
12:00-14:00	0	0	120
14:00-16:00	0	0	120
16:00-18:00	0	0	120
18:00-20:00	0	0	120
20:00-22:00	0	0	120
22:00-24:00	0	0	120

Date:	01/08/2011
Start Time:	09:09:10 (EST)
Odometer:	232236.7 mi
Distance:	0.0 mi
Fuel:	0.00 gal
Fuel Economy:	0.00 mpg
Average Speed:	0.0 mph

Total(hh:mm)	00:00	00:00	24:00
Hour (EST)	Drive(min)	Idle(min)	Off(min)
00:00-02:00	0	0	120
02:00-04:00	0	0	120
04:00-06:00	0	0	120
06:00-08:00	0	0	120
08:00-10:00	0	0	120
10:00-12:00	0	0	120
12:00-14:00	0	0	120
14:00-16:00	0	0	120
16:00-18:00	0	0	120
18:00-20:00	0	0	120
20:00-22:00	0	0	120
22:00-24:00	0	0	120

# DDEC® Reports - Daily Engine Usage

Print Date: May 04, 2011 11:55 PM (EDT)

DDC

Date Range: 01/13/2011 to 12/15/2010 (EST)

Vehicle ID: TEMPENG

Driver ID:

Date:	01/07/2011
Start Time:	02:59:16 (EST)
Odometer:	232059.0 mi
Distance:	177.7 mi
Fuel:	25.75 gal
Fuel Economy:	6.90 mpg
Average Speed:	42.8 mph

Total(hh:mm)	04:09	01:46	18:05
Hour (EST)	Drive(min)	Idle(min)	Off(min)
00:00-02:00	0	0	120
02:00-04:00	10	50	60
04:00-06:00	16	12	92
06:00-08:00	0	0	120
08:00-10:00	11	12	97
10:00-12:00	51	6	63
12:00-14:00	105	4	11
14:00-16:00	13	12	95
16:00-18:00	18	6	96
18:00-20:00	25	4	91
20:00-22:00	0	0	120
22:00-24:00	0	0	120

Date:	01/06/2011
Start Time:	00:00:00 (EST)
Odometer:	231412.0 mi
Distance:	647.0 mi
Fuel:	96.75 gal
Fuel Economy:	6.69 mpg
Average Speed:	54.8 mph

Total(hh:mm)	11:48	01:09	11:03
Hour (EST)	Drive(min)	Idle(min)	Off(min)
00:00-02:00	117	3	0
02:00-04:00	77	4	39
04:00-06:00	77	6	37
06:00-08:00	57	2	61
08:00-10:00	108	1	11
10:00-12:00	88	4	28
12:00-14:00	39	14	67
14:00-16:00	7	6	107
16:00-18:00	72	5	43
18:00-20:00	66	24	30
20:00-22:00	0	0	120
22:00-24:00	0	0	120

Date:	01/05/2011
Start Time:	00:29:49 (EST)
Odometer:	230538.7 mi
Distance:	873.3 mi
Fuel:	136.75 gal
Fuel Economy:	6.39 mpg
Average Speed:	54.2 mph

Total(hh:mm)	16:07	01:56	05:57
Hour (EST)	Drive(min)	Idle(min)	Off(min)
00:00-02:00	88	1	31
02:00-04:00	120	0	0
04:00-06:00	105	0	15
06:00-08:00	76	2	42
08:00-10:00	97	11	12
10:00-12:00	18	38	64
12:00-14:00	75	9	36
14:00-16:00	111	4	5
16:00-18:00	74	3	43
18:00-20:00	97	2	21
20:00-22:00	77	1	42
22:00-24:00	29	45	46



# DDEC® Reports - Daily Engine Usage

Print Date: May 04, 2011 11:55 PM (EDT)

DDC

Date Range: 01/13/2011 to 12/15/2010 (EST)

Vehicle ID: TEMPENG

Driver ID:

Date:	01/04/2011
Start Time:	00:00:00 (EST)
Odometer:	230259.1 mi
Distance:	279.6 mi
Fuel:	44.50 gal
Fuel Economy:	6.28 mpg
Average Speed:	44.3 mph

Total(hh:mm)	06:19	01:50	15:51
Hour (EST)	Drive(min)	Idle(min)	Off(min)
00:00-02:00	25	3	92
02:00-04:00	0	0	120
04:00-06:00	75	1	44
06:00-08:00	51	7	62
08:00-10:00	0	0	120
10:00-12:00	4	9	107
12:00-14:00	1	15	104
14:00-16:00	9	22	89
16:00-18:00	32	19	69
18:00-20:00	89	24	7
20:00-22:00	20	5	95
22:00-24:00	73	5	42

Date:	01/03/2011
Start Time:	11:26:06 (EST)
Odometer:	229971.1 mi
Distance:	288.0 mi
Fuel:	41.75 gal
Fuel Economy:	6.90 mpg
Average Speed:	54.2 mph

Total(hh:mm)	05:19	00:13	18:28
Hour (EST)	Drive(min)	Idle(min)	Off(min)
00:00-02:00	0	0	120
02:00-04:00	0	0	120
04:00-06:00	0	0	120
06:00-08:00	0	0	120
08:00-10:00	0	0	120
10:00-12:00	0	0	120
12:00-14:00	0	0	120
14:00-16:00	0	0	120
16:00-18:00	0	0	120
18:00-20:00	90	9	21
20:00-22:00	118	2	0
22:00-24:00	111	2	7

Date:	01/02/2011
Start Time:	00:00:00 (EST)
Odometer:	229771.3 mi
Distance:	199.8 mi
Fuel:	27.00 gal
Fuel Economy:	7.40 mpg
Average Speed:	51.2 mph

Total(hh:mm)	03:54	00:48	19:18
Hour (EST)	Drive(min)	Idle(min)	Off(min)
00:00-02:00	120	0	0
02:00-04:00	64	31	25
04:00-06:00	35	11	74
06:00-08:00	0	0	120
08:00-10:00	0	0	120
10:00-12:00	15	5	100
12:00-14:00	0	1	119
14:00-16:00	0	0	120
16:00-18:00	0	0	120
18:00-20:00	0	0	120
20:00-22:00	0	0	120
22:00-24:00	0	0	120

# DDEC® Reports - Daily Engine Usage

Print Date: May 04, 2011 11:55 PM (EDT)

DDC

Date Range: 01/13/2011 to 12/15/2010 (EST)

Vehicle ID: TEMPENG

Driver ID:

Date:	01/01/2011
Start Time:	00:00:00 (EST)
Odometer:	228919.8 mi
Distance:	851.5 mi
Fuel:	148.25 gal
Fuel Economy:	5.74 mpg
Average Speed:	51.7 mph

Total(hh:mm)	16:29	03:16	04:15
Hour (EST)	Drive(min)	Idle(min)	Off(min)
00:00-02:00	70	50	0
02:00-04:00	117	3	0
04:00-06:00	112	8	0
06:00-08:00	72	16	32
08:00-10:00	120	0	0
10:00-12:00	106	14	0
12:00-14:00	34	11	75
14:00-16:00	96	10	14
16:00-18:00	99	4	17
18:00-20:00	36	47	37
20:00-22:00	31	9	80
22:00-24:00	96	24	0

Date:	12/31/2010
Start Time:	00:05:35 (EST)
Odometer:	228188.1 mi
Distance:	731.7 mi
Fuel:	138.00 gal
Fuel Economy:	5.30 mpg
Average Speed:	56.4 mph

Total(hh:mm)	12:59	01:09	09:52
Hour (EST)	Drive(min)	Idle(min)	Off(min)
00:00-02:00	0	6	114
02:00-04:00	79	24	17
04:00-06:00	114	1	5
06:00-08:00	23	4	93
08:00-10:00	0	0	120
10:00-12:00	0	0	120
12:00-14:00	56	7	57
14:00-16:00	108	6	6
16:00-18:00	119	1	0
18:00-20:00	51	9	60
20:00-22:00	109	11	0
22:00-24:00	120	0	0

Date:	12/30/2010
Start Time:	00:00:00 (EST)
Odometer:	227483.1 mi
Distance:	705.0 mi
Fuel:	104.75 gal
Fuel Economy:	6.73 mpg
Average Speed:	50.6 mph

Total(hh:mm)	13:56	02:56	07:08
Hour (EST)	Drive(min)	Idle(min)	Off(min)
00:00-02:00	120	0	0
02:00-04:00	120	0	0
04:00-06:00	57	11	52
06:00-08:00	99	12	9
08:00-10:00	94	14	12
10:00-12:00	25	16	79
12:00-14:00	64	6	50
14:00-16:00	84	27	9
16:00-18:00	108	10	2
18:00-20:00	63	45	12
20:00-22:00	0	9	111
22:00-24:00	2	26	92

# DDEC® Reports - Daily Engine Usage

Print Date: May 04, 2011 11:55 PM (EDT)

DDC

Date Range: 01/13/2011 to 12/15/2010 (EST)

Vehicle ID: TEMPENG

Driver ID:

Date:	12/29/2010
Start Time:	00:00:00 (EST)
Odometer:	226833.7 mi
Distance:	649.4 mi
Fuel:	98.00 gal
Fuel Economy:	6.63 mpg
Average Speed:	52.7 mph

Total(hh:mm)	12:20	02:19	09:21
Hour (EST)	Drive(min)	Idle(min)	Off(min)
00:00-02:00	30	3	87
02:00-04:00	0	0	120
04:00-06:00	11	72	37
06:00-08:00	104	12	4
08:00-10:00	7	15	98
10:00-12:00	70	8	42
12:00-14:00	80	2	38
14:00-16:00	95	1	24
16:00-18:00	48	9	63
18:00-20:00	78	6	36
20:00-22:00	102	6	12
22:00-24:00	115	5	0

Date:	12/28/2010
Start Time:	00:09:07 (EST)
Odometer:	226512.2 mi
Distance:	321.5 mi
Fuel:	51.25 gal
Fuel Economy:	6.27 mpg
Average Speed:	48.2 mph

Total(hh:mm)	06:40	02:06	15:14
Hour (EST)	Drive(min)	Idle(min)	Off(min)
00:00-02:00	17	10	93
02:00-04:00	0	0	120
04:00-06:00	13	34	73
06:00-08:00	1	6	113
08:00-10:00	11	16	93
10:00-12:00	0	0	120
12:00-14:00	5	3	112
14:00-16:00	7	12	101
16:00-18:00	74	40	6
18:00-20:00	113	0	7
20:00-22:00	120	0	0
22:00-24:00	39	5	76

Date:	12/27/2010
Start Time:	00:00:00 (EST)
Odometer:	225612.9 mi
Distance:	899.3 mi
Fuel:	143.50 gal
Fuel Economy:	6.27 mpg
Average Speed:	53.7 mph

Total(hh:mm)	16:44	02:07	05:09
Hour (EST)	Drive(min)	Idle(min)	Off(min)
00:00-02:00	92	9	19
02:00-04:00	81	7	32
04:00-06:00	99	21	0
06:00-08:00	81	39	0
08:00-10:00	37	24	59
10:00-12:00	62	3	55
12:00-14:00	119	1	0
14:00-16:00	107	3	10
16:00-18:00	120	0	0
18:00-20:00	67	12	41
20:00-22:00	85	4	31
22:00-24:00	54	4	62

# DDEC® Reports - Daily Engine Usage

Print Date: May 04, 2011 11:55 PM (EDT)

DDC

Date Range: 01/13/2011 to 12/15/2010 (EST)

Vehicle ID: TEMPENG

Driver ID:

Date:	12/26/2010
Start Time:	16:20:43 (EST)
Odometer:	225599.5 mi
Distance:	13.4 mi
Fuel:	2.00 gal
Fuel Economy:	6.70 mpg
Average Speed:	50.3 mph

Total(hh:mm)	00:16	00:06	23:38
Hour (EST)	Drive(min)	Idle(min)	Off(min)
00:00-02:00	0	0	120
02:00-04:00	0	0	120
04:00-06:00	0	0	120
06:00-08:00	0	0	120
08:00-10:00	0	0	120
10:00-12:00	0	0	120
12:00-14:00	0	0	120
14:00-16:00	0	0	120
16:00-18:00	0	3	117
18:00-20:00	0	0	120
20:00-22:00	0	0	120
22:00-24:00	16	3	101

Date:	12/25/2010
Start Time:	06:21:20 (EST)
Odometer:	225599.5 mi
Distance:	0.0 mi
Fuel:	0.00 gal
Fuel Economy:	0.00 mpg
Average Speed:	0.0 mph

Total(hh:mm)	00:00	00:04	23:56
Hour (EST)	Drive(min)	Idle(min)	Off(min)
00:00-02:00	0	0	120
02:00-04:00	0	0	120
04:00-06:00	0	0	120
06:00-08:00	0	4	116
08:00-10:00	0	0	120
10:00-12:00	0	0	120
12:00-14:00	0	0	120
14:00-16:00	0	0	120
16:00-18:00	0	0	120
18:00-20:00	0	0	120
20:00-22:00	0	0	120
22:00-24:00	0	0	120

Date:	12/24/2010
Start Time:	14:11:03 (EST)
Odometer:	225599.5 mi
Distance:	0.0 mi
Fuel:	0.00 gal
Fuel Economy:	0.00 mpg
Average Speed:	0.0 mph

Total(hh:mm)	00:00	00:00	24:00
Hour (EST)	Drive(min)	Idle(min)	Off(min)
00:00-02:00	0	0	120
02:00-04:00	0	0	120
04:00-06:00	0	0	120
06:00-08:00	0	0	120
08:00-10:00	0	0	120
10:00-12:00	0	0	120
12:00-14:00	0	0	120
14:00-16:00	0	0	120
16:00-18:00	0	0	120
18:00-20:00	0	0	120
20:00-22:00	0	0	120
22:00-24:00	0	0	120

# DDEC® Reports - Daily Engine Usage

Print Date: May 04, 2011 11:55 PM (EDT)

DDC

Date Range: 01/13/2011 to 12/15/2010 (EST)

Vehicle ID: TEMPENG

Driver ID:

Date:	12/23/2010
Start Time:	00:00:00 (EST)
Odometer:	225178.4 mi
Distance:	421.1 mi
Fuel:	59.25 gal
Fuel Economy:	7.11 mpg
Average Speed:	45.0 mph

Total(hh:mm)	09:22	03:35	11:03
Hour (EST)	Drive(min)	Idle(min)	Off(min)
00:00-02:00	113	7	0
02:00-04:00	8	62	50
04:00-06:00	48	39	33
06:00-08:00	15	28	77
08:00-10:00	21	4	95
10:00-12:00	0	8	112
12:00-14:00	81	20	19
14:00-16:00	67	7	46
16:00-18:00	95	13	12
18:00-20:00	66	11	43
20:00-22:00	48	16	56
22:00-24:00	0	0	120

Date:	12/22/2010
Start Time:	00:00:00 (EST)
Odometer:	224190.8 mi
Distance:	987.6 mi
Fuel:	161.75 gal
Fuel Economy:	6.11 mpg
Average Speed:	54.9 mph

Total(hh:mm)	18:00	03:02	02:58
Hour (EST)	Drive(min)	Idle(min)	Off(min)
00:00-02:00	97	2	21
02:00-04:00	107	1	12
04:00-06:00	108	12	0
06:00-08:00	61	59	0
08:00-10:00	105	1	14
10:00-12:00	114	6	0
12:00-14:00	30	37	53
14:00-16:00	90	3	27
16:00-18:00	119	1	0
18:00-20:00	49	20	51
20:00-22:00	80	40	0
22:00-24:00	120	0	0

Date:	12/21/2010
Start Time:	00:00:00 (EST)
Odometer:	223416.3 mi
Distance:	774.5 mi
Fuel:	143.00 gal
Fuel Economy:	5.42 mpg
Average Speed:	51.0 mph

Total(hh:mm)	15:11	03:21	05:28
Hour (EST)	Drive(min)	Idle(min)	Off(min)
00:00-02:00	58	18	44
02:00-04:00	0	7	113
04:00-06:00	29	68	23
06:00-08:00	120	0	0
08:00-10:00	114	6	0
10:00-12:00	120	0	0
12:00-14:00	58	8	54
14:00-16:00	120	0	0
16:00-18:00	55	35	30
18:00-20:00	48	8	64
20:00-22:00	93	27	0
22:00-24:00	96	24	0

# DDEC® Reports - Daily Engine Usage

Print Date: May 04, 2011 11:55 PM (EDT)

DDC

Date Range: 01/13/2011 to 12/15/2010 (EST)

Vehicle ID: TEMPENG

Driver ID:

Date:	12/20/2010
Start Time:	00:00:00 (EST)
Odometer:	223113.6 mi
Distance:	302.7 mi
Fuel:	47.00 gal
Fuel Economy:	6.44 mpg
Average Speed:	49.2 mph

Total(hh:mm)	06:09	02:10	15:41
Hour (EST)	Drive(min)	Idle(min)	Off(min)
00:00-02:00	25	10	85
02:00-04:00	0	0	120
04:00-06:00	0	0	120
06:00-08:00	0	0	120
08:00-10:00	0	0	120
10:00-12:00	13	5	102
12:00-14:00	1	16	103
14:00-16:00	17	41	62
16:00-18:00	15	46	59
18:00-20:00	117	3	0
20:00-22:00	106	5	9
22:00-24:00	75	4	41

Date:	12/19/2010
Start Time:	00:28:51 (EST)
Odometer:	222310.4 mi
Distance:	803.2 mi
Fuel:	148.25 gal
Fuel Economy:	5.42 mpg
Average Speed:	55.6 mph

Total(hh:mm)	14:27	02:18	07:15
Hour (EST)	Drive(min)	Idle(min)	Off(min)
00:00-02:00	84	7	29
02:00-04:00	96	24	0
04:00-06:00	120	0	0
06:00-08:00	23	14	83
08:00-10:00	29	11	80
10:00-12:00	86	4	30
12:00-14:00	96	1	23
14:00-16:00	105	7	8
16:00-18:00	77	1	42
18:00-20:00	97	23	0
20:00-22:00	43	28	49
22:00-24:00	11	18	91

Date:	12/18/2010
Start Time:	00:00:00 (EST)
Odometer:	221672.3 mi
Distance:	638.1 mi
Fuel:	114.75 gal
Fuel Economy:	5.56 mpg
Average Speed:	53.7 mph

Total(hh:mm)	11:53	02:31	09:36
Hour (EST)	Drive(min)	Idle(min)	Off(min)
00:00-02:00	51	17	52
02:00-04:00	0	24	96
04:00-06:00	0	0	120
06:00-08:00	0	12	108
08:00-10:00	39	55	26
10:00-12:00	119	1	0
12:00-14:00	87	1	32
14:00-16:00	86	6	28
16:00-18:00	120	0	0
18:00-20:00	120	0	0
20:00-22:00	88	23	9
22:00-24:00	3	12	105

# DDEC® Reports - Daily Engine Usage

Print Date: May 04, 2011 11:55 PM (EDT)

DDC

Date Range: 01/13/2011 to 12/15/2010 (EST)

Vehicle ID: TEMPENG

Driver ID:

Date:	12/17/2010
Start Time:	00:00:00 (EST)
Odometer:	221300.3 mi
Distance:	372.0 mi
Fuel:	68.00 gal
Fuel Economy:	5.47 mpg
Average Speed:	41.7 mph

Total(hh:mm)	08:55	03:57	11:08
Hour (EST)	Drive(min)	Idle(min)	Off(min)
00:00-02:00	41	21	58
02:00-04:00	0	0	120
04:00-06:00	0	0	120
06:00-08:00	5	12	103
08:00-10:00	50	12	58
10:00-12:00	71	31	18
12:00-14:00	25	10	85
14:00-16:00	67	27	26
16:00-18:00	74	46	0
18:00-20:00	97	17	6
20:00-22:00	21	25	74
22:00-24:00	84	36	0

Date:	12/16/2010
Start Time:	00:00:00 (EST)
Odometer:	220870.3 mi
Distance:	430.0 mi
Fuel:	70.50 gal
Fuel Economy:	6.10 mpg
Average Speed:	45.6 mph

Total(hh:mm)	09:26	10:21	04:13
Hour (EST)	Drive(min)	Idle(min)	Off(min)
00:00-02:00	76	5	39
02:00-04:00	0	97	23
04:00-06:00	0	120	0
06:00-08:00	64	56	0
08:00-10:00	118	2	0
10:00-12:00	88	29	3
12:00-14:00	31	54	35
14:00-16:00	2	26	92
16:00-18:00	29	83	8
18:00-20:00	91	20	9
20:00-22:00	57	62	1
22:00-24:00	10	67	43

Date:	12/15/2010
Start Time:	00:34:22 (EST)
Odometer:	220321.2 mi
Distance:	549.1 mi
Fuel:	93.00 gal
Fuel Economy:	5.90 mpg
Average Speed:	48.4 mph

Total(hh:mm)	11:21	03:33	09:06
Hour (EST)	Drive(min)	Idle(min)	Off(min)
00:00-02:00	6	11	103
02:00-04:00	48	36	36
04:00-06:00	1	3	116
06:00-08:00	64	7	49
08:00-10:00	82	14	24
10:00-12:00	6	8	106
12:00-14:00	13	17	90
14:00-16:00	65	33	22
16:00-18:00	72	48	0
18:00-20:00	120	0	0
20:00-22:00	118	2	0
22:00-24:00	86	34	0

# DDEC® Reports - Daily Engine Usage

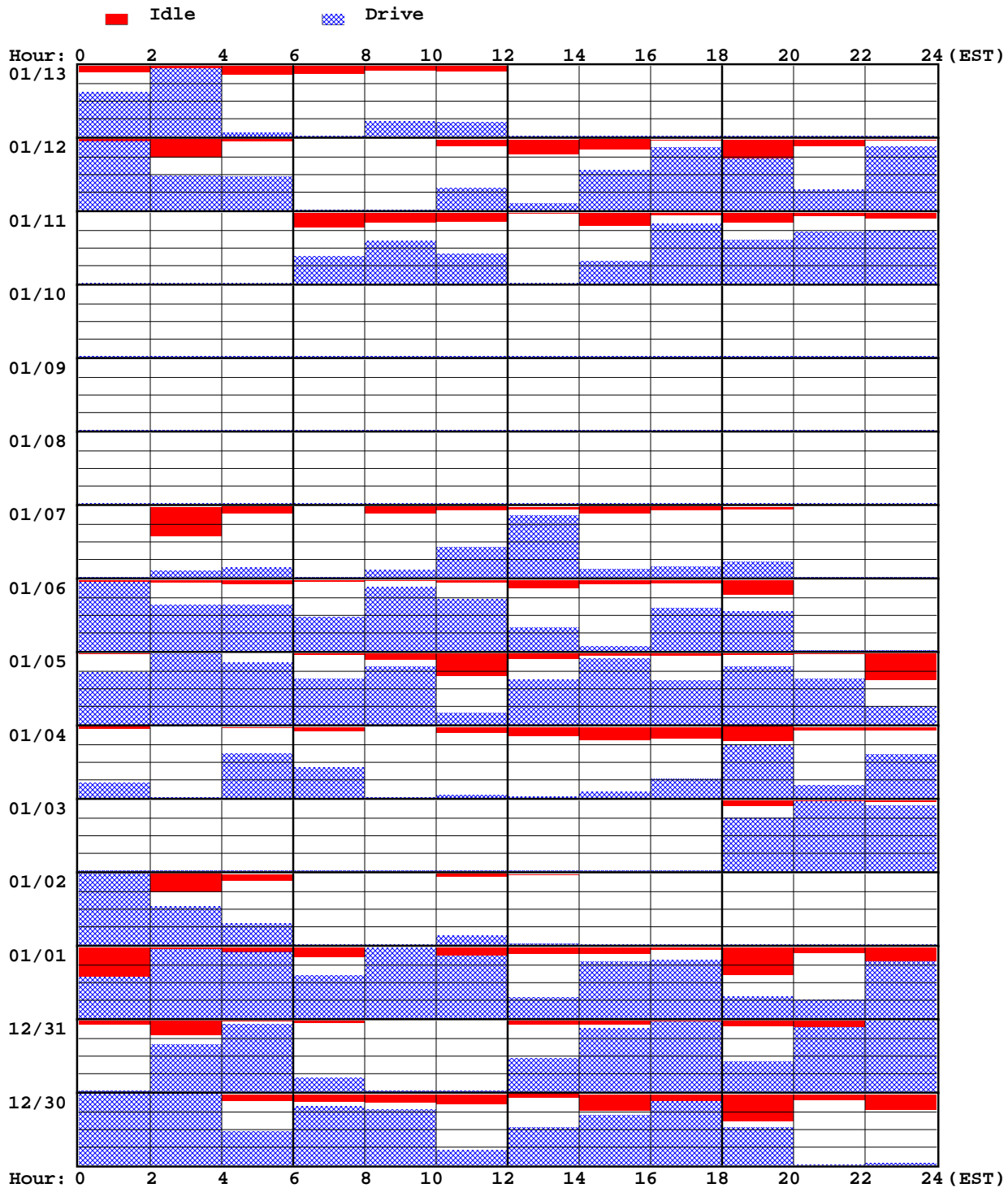
Print Date: May 04, 2011 11:55 PM (EDT)

DDC

Date Range: 01/13/2011 to 12/15/2010 (EST)

Vehicle ID: TEMPENG

Driver ID:





# DDEC® Reports - Daily Engine Usage

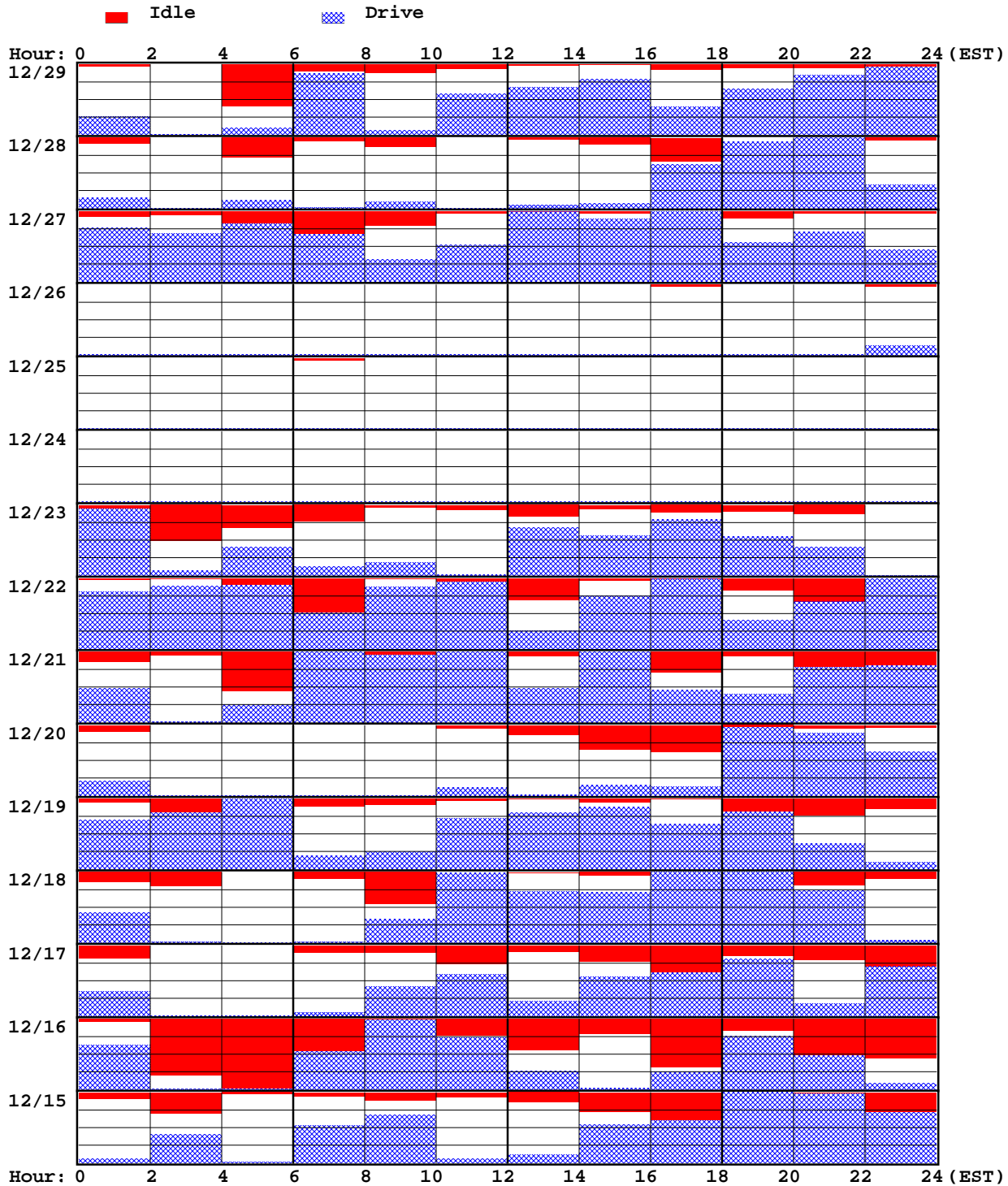
Print Date: May 04, 2011 11:55 PM (EDT)

DDC

Date Range: 01/13/2011 to 12/15/2010 (EST)

Vehicle ID: TEMPENG

Driver ID:



# DDEC® Reports - Last Stop Record

Print Date: May 04, 2011 11:55 PM (EDT)

DDC

Trip: 02/11/09 11:46 AM (EST) to 01/13/2011 (EST)  
 Vehicle ID: TEMPENG  
 Driver ID:  
 Odometer: 233515.5 mi

Trip Distance	233515.5 mi	Trip Time	7853:54:05
Trip Fuel	40016.75 gal	Fuel Consumption	5.10 gal/h
Fuel Economy	5.84 mpg	Idle Time	3770:52:12
Avg Drive Load	49 %	Idle Percent	48.01 %
Avg Vehicle Speed	57.3 mph	Idle Fuel	1424.38 gal
		Parked Regen Time	4:18:28

Last Stop Time: 01/13/2011 10:28:37 (EST)

Last Stop Odometer: 233515.5 mi

Time	Vehicle Speed (mph)	Engine Speed (rpm)	Brake	Clutch	Engine Load (%)	Throttle (%)	Cruise	Diagnostic Code
-1:44	3.0	599	No	No	14.00	0.00	No	No
-1:43	3.0	600	No	No	14.00	0.00	No	No
-1:42	3.0	600	No	No	14.00	0.00	No	No
-1:41	3.0	597	No	No	14.00	0.00	No	No
-1:40	3.0	601	No	No	14.00	0.00	No	No
-1:39	3.0	596	No	No	14.50	0.00	No	No
-1:38	3.5	601	No	No	14.00	0.00	No	No
-1:37	3.0	598	No	No	14.00	0.00	No	No
-1:36	3.0	600	No	No	14.00	0.00	No	No
-1:35	3.5	602	No	No	14.00	0.00	No	No
-1:34	4.0	598	No	No	14.00	0.00	No	No
-1:33	4.5	599	No	No	14.00	0.00	No	No
-1:32	5.0	601	No	No	14.00	0.00	No	No
-1:31	5.0	598	No	No	14.00	0.00	No	No
-1:30	5.0	599	No	No	14.00	0.00	No	No
-1:29	5.0	602	No	No	14.00	0.00	No	No
-1:28	5.0	598	No	No	14.00	0.00	No	No
-1:27	5.0	598	No	No	14.00	0.00	No	No
-1:26	5.5	601	No	No	14.00	0.00	No	No
-1:25	5.5	602	No	No	13.50	0.00	No	No
-1:24	5.5	601	No	No	14.00	0.00	No	No
-1:23	5.0	602	No	No	14.00	0.00	No	No
-1:22	5.0	600	No	No	14.00	0.00	No	No
-1:21	5.0	599	No	No	14.00	0.00	No	No
-1:20	5.0	604	No	No	13.50	0.00	No	No
-1:19	4.5	598	No	No	14.00	0.00	No	No
-1:18	4.5	600	No	No	13.50	0.00	No	No
-1:17	4.5	602	No	No	13.50	0.00	No	No
-1:16	5.0	600	No	No	13.50	0.00	No	No
-1:15	5.0	597	No	No	14.00	0.00	No	No
-1:14	5.0	600	No	No	14.00	0.00	No	No
-1:13	5.0	598	No	No	13.50	0.00	No	No
-1:12	5.0	602	No	No	14.00	0.00	No	No
-1:11	5.0	603	No	No	13.50	0.00	No	No
-1:10	5.0	598	No	No	13.50	0.00	No	No
-1:09	5.0	602	No	No	14.00	0.00	No	No
-1:08	5.0	603	No	No	13.50	0.00	No	No
-1:07	5.0	604	No	No	13.50	0.00	No	No
-1:06	4.5	603	No	No	13.50	0.00	No	No
-1:05	4.5	597	No	No	14.00	0.00	No	No

# DDEC® Reports - Last Stop Record

Print Date: May 04, 2011 11:55 PM (EDT)

DDC

Trip: 02/11/09 11:46 AM (EST) to 01/13/2011 (EST)

Vehicle ID: TEMPENG

Driver ID:

Odometer: 233515.5 mi

Last Stop Time: 01/13/2011 10:28:37 (EST)

Last Stop Odometer: 233515.5 mi

Time	Vehicle Speed (mph)	Engine Speed (rpm)	Brake	Clutch	Engine Load (%)	Throttle (%)	Cruise	Diagnostic Code
-1:04	4.5	606	No	No	13.00	0.00	No	No
-1:03	4.5	599	No	No	13.50	0.00	No	No
-1:02	4.5	603	No	No	13.50	0.00	No	No
-1:01	4.5	602	No	No	13.50	0.00	No	No
-1:00	4.5	598	No	No	14.00	0.00	No	No
-0:59	4.5	603	No	No	13.50	0.00	No	No
-0:58	4.5	604	No	No	13.00	0.00	No	No
-0:57	5.0	601	No	No	13.50	0.00	No	No
-0:56	4.5	603	No	No	13.50	0.00	No	No
-0:55	4.5	602	No	No	13.50	0.00	No	No
-0:54	4.5	604	No	No	13.50	0.00	No	No
-0:53	4.5	600	No	No	13.50	0.00	No	No
-0:52	4.5	605	No	No	13.00	0.00	No	No
-0:51	4.5	602	No	No	13.50	0.00	No	No
-0:50	4.5	599	No	No	13.50	0.00	No	No
-0:49	4.5	605	No	No	13.50	0.00	No	No
-0:48	4.5	598	No	No	14.00	0.00	No	No
-0:47	4.5	600	No	No	14.00	0.00	No	No
-0:46	4.5	605	No	No	13.00	0.00	No	No
-0:45	4.5	601	No	No	13.50	0.00	No	No
-0:44	4.0	602	No	No	13.50	0.00	No	No
-0:43	4.0	601	No	No	13.50	0.00	No	No
-0:42	4.0	601	No	No	13.50	0.00	No	No
-0:41	4.0	602	No	No	13.50	0.00	No	No
-0:40	4.0	601	No	No	13.50	0.00	No	No
-0:39	4.0	605	No	No	13.00	0.00	No	No
-0:38	4.0	603	No	No	13.50	0.00	No	No
-0:37	4.0	599	No	No	13.50	0.00	No	No
-0:36	4.0	604	No	No	13.50	0.00	No	No
-0:35	4.0	600	No	No	13.50	0.00	No	No
-0:34	4.0	602	No	No	13.50	0.00	No	No
-0:33	4.0	602	No	No	13.50	0.00	No	No
-0:32	4.0	600	No	No	13.50	0.00	No	No
-0:31	4.0	600	No	No	13.50	0.00	No	No
-0:30	4.0	603	No	No	13.50	0.00	No	No
-0:29	4.0	601	No	No	13.50	0.00	No	No
-0:28	4.0	600	No	No	13.50	0.00	No	No
-0:27	4.0	601	No	No	13.50	0.00	No	No
-0:26	4.0	601	No	No	14.00	0.00	No	No
-0:25	3.5	599	No	No	13.50	0.00	No	No
-0:24	3.5	603	No	No	13.50	0.00	No	No
-0:23	3.5	600	No	No	13.50	0.00	No	No
-0:22	3.5	599	No	No	13.50	0.00	No	No
-0:21	3.5	603	No	No	13.50	0.00	No	No
-0:20	3.5	601	No	No	13.50	0.00	No	No

# DDEC® Reports - Last Stop Record

Print Date: May 04, 2011 11:55 PM (EDT)

DDC

Trip: 02/11/09 11:46 AM (EST) to 01/13/2011 (EST)

Vehicle ID: TEMPENG

Driver ID:

Odometer: 233515.5 mi

Last Stop Time: 01/13/2011 10:28:37 (EST)

Last Stop Odometer: 233515.5 mi

Time	Vehicle Speed (mph)	Engine Speed (rpm)	Brake	Clutch	Engine Load (%)	Throttle (%)	Cruise	Diagnostic Code
-0:19	4.0	603	No	No	13.50	0.00	No	No
-0:18	4.0	603	No	No	13.50	0.00	No	No
-0:17	4.0	599	No	No	13.50	0.00	No	No
-0:16	4.0	603	No	No	13.50	0.00	No	No
-0:15	4.0	602	No	No	13.50	0.00	No	No
-0:14	4.0	601	No	No	14.00	0.00	No	No
-0:13	4.0	603	No	No	13.50	0.00	No	No
-0:12	4.0	602	No	No	13.50	0.00	No	No
-0:11	4.0	599	No	No	13.50	0.00	No	No
-0:10	4.0	599	No	No	13.50	0.00	No	No
-0:09	4.0	601	No	No	13.50	0.00	No	No
-0:08	4.0	602	No	No	13.50	0.00	No	No
-0:07	4.0	603	No	No	13.50	0.00	No	No
-0:06	4.0	602	No	No	13.50	0.00	No	No
-0:05	3.5	599	No	No	13.50	0.00	No	No
-0:04	3.0	599	No	No	14.00	0.00	No	No
-0:03	2.5	601	No	No	14.00	0.00	No	No
-0:02	2.0	599	No	No	14.00	0.00	No	No
-0:01	1.5	602	No	No	13.50	0.00	No	No
0:00	0.5	599	No	No	13.50	0.00	No	No
+0:01	0.0	600	No	No	14.00	0.00	No	No
+0:02	0.0	602	No	No	14.00	0.00	No	No
+0:03	0.0	600	No	No	14.00	0.00	No	No
+0:04	0.0	604	No	No	13.00	0.00	No	No
+0:05	0.0	598	No	No	14.00	0.00	No	No
+0:06	0.0	603	No	No	13.50	0.00	No	No
+0:07	0.0	598	No	No	13.50	0.00	No	No
+0:08	0.0	601	No	No	14.00	0.00	No	No
+0:09	0.0	600	No	No	13.50	0.00	No	No
+0:10	0.0	603	No	No	13.50	0.00	No	No
+0:11	0.0	597	No	No	13.50	0.00	No	No
+0:12	0.0	603	No	No	13.50	0.00	No	No
+0:13	0.0	599	No	No	13.50	0.00	No	No
+0:14	0.0	599	No	No	14.00	0.00	No	No
+0:15	0.0	601	No	No	13.50	0.00	No	No

# DDEC® Reports - Last Stop Record

Print Date: May 04, 2011 11:55 PM (EDT)

DDC

Trip: 02/11/09 11:46 AM (EST) to 01/13/2011 (EST)

Vehicle ID: TEMPENG

Driver ID:

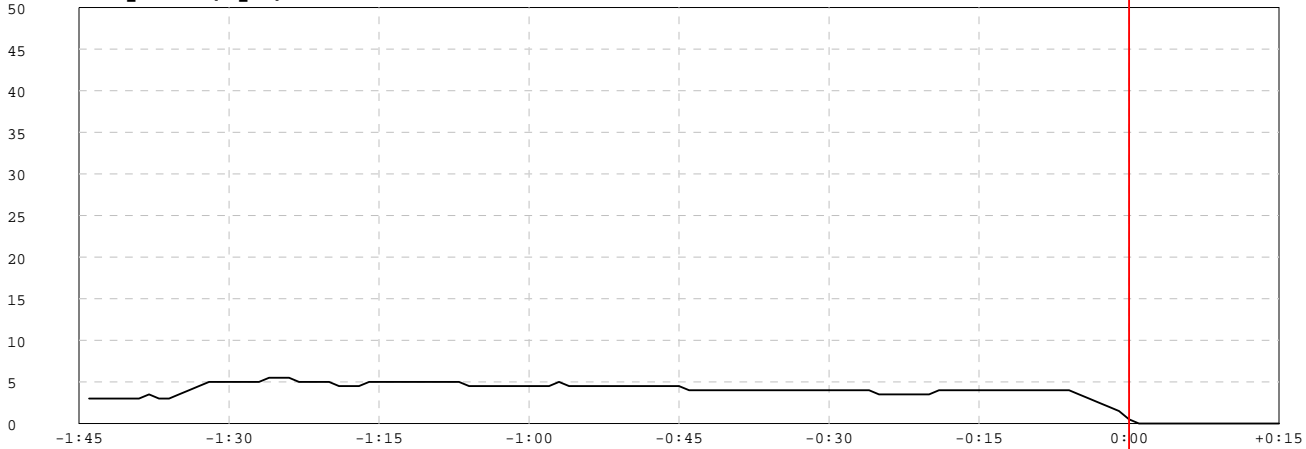
Odometer: 233515.5 mi

Trip Distance	233515.5 mi	Trip Time	7853:54:05
Trip Fuel	40016.75 gal	Fuel Consumption	5.10 gal/h
Fuel Economy	5.84 mpg	Idle Time	3770:52:12
Avg Drive Load	49 %	Idle Percent	48.01 %
Avg Vehicle Speed	57.3 mph	Idle Fuel	1424.38 gal
		Parked Regen Time	4:18:28

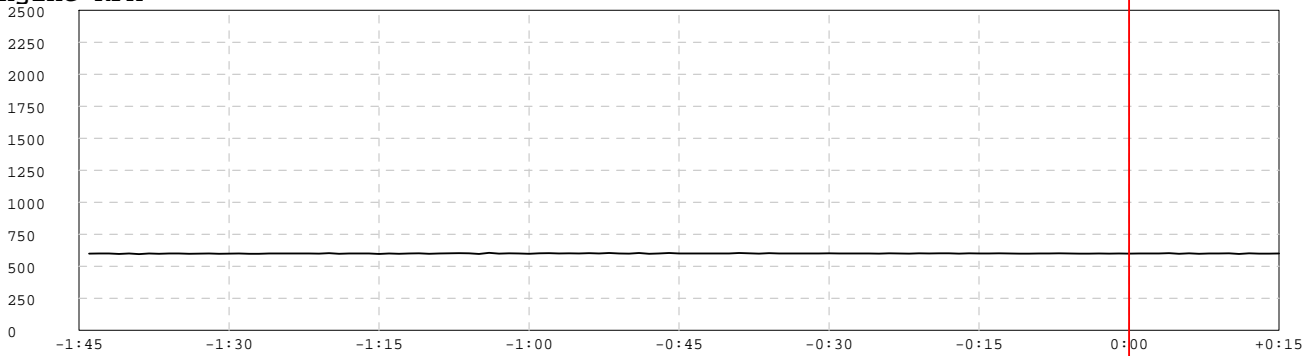
Last Stop Time: 01/13/2011 10:28:37 (EST)

Last Stop Odometer: 233515.5 mi

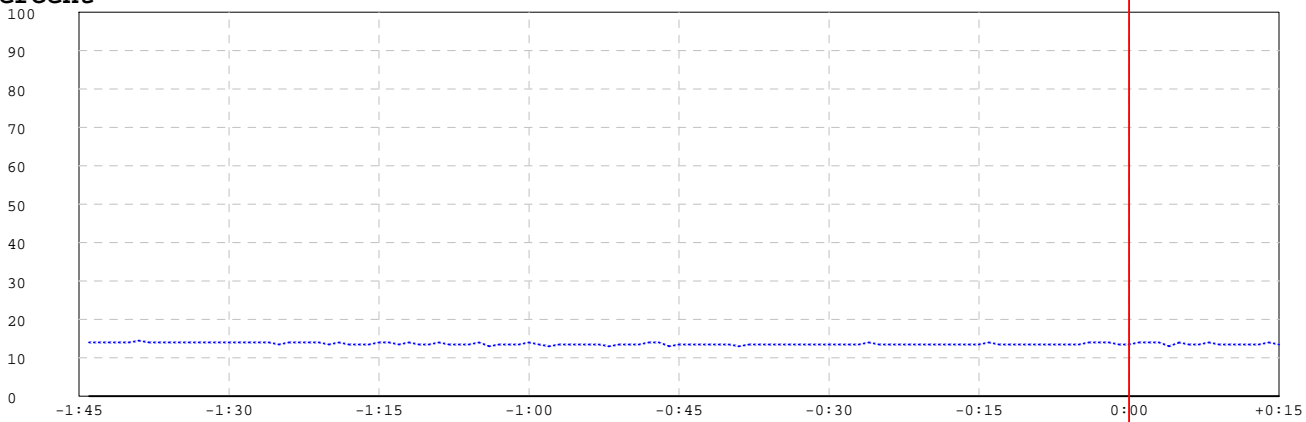
## Vehicle Speed (mph)



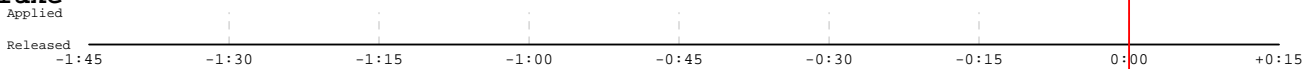
## Engine RPM



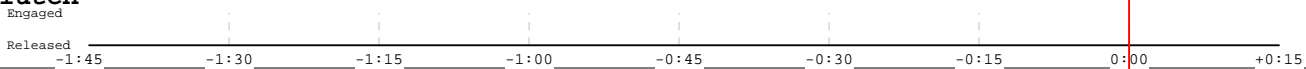
## Percent



## Brake



## Clutch



# DDEC® Reports - Hard Brake #1

Print Date: May 04, 2011 11:55 PM (EDT)

DDC

Trip: 02/11/09 11:46 AM (EST) to 01/13/2011 (EST)  
 Vehicle ID: TEMPENG  
 Driver ID:  
 Odometer: 233515.5 mi

Trip Distance	233515.5 mi	Trip Time	7853:54:05
Trip Fuel	40016.75 gal	Fuel Consumption	5.10 gal/h
Fuel Economy	5.84 mpg	Idle Time	3770:52:12
Avg Drive Load	49 %	Idle Percent	48.01 %
Avg Vehicle Speed	57.3 mph	Idle Fuel	1424.38 gal
		Parked Regen Time	4:18:28

Incident Time: 12/17/2010 09:29:59 (EST)

Incident Odometer: 221344.0 mi

Time	Vehicle Speed (mph)	Engine Speed (rpm)	Brake	Clutch	Engine Load (%)	Throttle (%)	Cruise	Diagnostic Code
-1:00	16.0	1082	No	No	14.50	24.00	No	No
-0:59	16.0	1141	No	No	33.50	41.20	No	No
-0:58	17.0	1208	No	No	30.50	39.20	No	No
-0:57	18.0	1246	No	No	20.00	30.80	No	No
-0:56	18.5	1270	No	No	12.50	24.80	No	No
-0:55	18.5	1272	No	No	9.00	22.00	No	No
-0:54	18.5	1260	No	No	16.00	27.60	No	No
-0:53	18.5	1274	No	No	26.00	36.40	No	No
-0:52	19.0	1293	No	No	28.00	38.40	No	No
-0:51	19.5	1316	No	No	21.50	32.80	No	No
-0:50	19.5	1316	No	No	17.00	28.80	No	No
-0:49	19.5	1324	No	No	14.50	27.60	No	No
-0:48	19.5	1315	No	No	16.00	28.40	No	No
-0:47	19.5	1328	No	No	28.50	40.00	No	No
-0:46	20.0	1378	No	No	40.50	50.00	No	No
-0:45	20.5	1435	No	No	40.50	50.40	No	No
-0:44	21.5	1505	No	No	39.50	50.40	No	No
-0:43	22.0	1484	No	No	0.00	0.00	No	No
-0:42	22.0	1241	No	No	18.50	36.80	No	No
-0:41	22.5	1321	No	No	49.00	57.20	No	No
-0:40	23.5	1404	No	No	54.50	62.00	No	No
-0:39	25.0	1493	No	No	52.50	60.40	No	No
-0:38	26.0	1398	No	No	0.00	0.00	No	No
-0:37	26.0	1261	No	No	9.50	24.00	No	No
-0:36	26.5	1282	No	No	48.00	55.60	No	No
-0:35	27.0	1328	No	No	48.00	56.40	No	No
-0:34	28.0	1379	No	No	37.00	46.00	No	No
-0:33	29.0	1396	No	No	19.50	32.40	No	No
-0:32	29.5	1419	No	No	15.00	29.20	No	No
-0:31	29.5	1410	No	No	6.50	20.40	No	No
-0:30	29.5	1406	No	No	2.00	17.20	No	No
-0:29	28.5	1354	No	No	1.50	16.80	No	No
-0:28	28.5	1341	No	No	4.50	19.20	No	No
-0:27	28.0	1344	No	No	4.50	19.20	No	No
-0:26	28.0	1331	No	No	4.50	19.20	No	No
-0:25	27.5	1298	No	No	0.00	12.00	No	No
-0:24	27.0	1301	No	No	5.50	19.60	No	No
-0:23	27.0	1263	No	No	8.50	21.20	No	No
-0:22	26.5	1269	No	No	8.50	21.20	No	No
-0:21	26.0	1229	No	No	2.00	15.20	No	No

# DDEC® Reports - Hard Brake #1

Print Date: May 04, 2011 11:55 PM (EDT)

DDC

Trip: 02/11/09 11:46 AM (EST) to 01/13/2011 (EST)

Vehicle ID: TEMPENG

Driver ID:

Odometer: 233515.5 mi

Incident Time: 12/17/2010 09:29:59 (EST)

Incident Odometer: 221344.0 mi

Time	Vehicle Speed (mph)	Engine Speed (rpm)	Brake	Clutch	Engine Load (%)	Throttle (%)	Cruise	Diagnostic Code
-0:20	25.5	1209	No	No	9.00	21.20	No	No
-0:19	25.5	1208	No	No	11.00	22.40	No	No
-0:18	25.0	1201	No	No	26.50	36.40	No	No
-0:17	25.5	1219	No	No	29.00	38.40	No	No
-0:16	25.5	1235	No	No	0.00	0.00	No	No
-0:15	25.0	1172	No	No	0.00	0.00	No	No
-0:14	24.5	1138	No	No	0.00	0.00	No	No
-0:13	23.5	1104	No	No	0.00	0.00	No	No
-0:12	23.0	1071	No	No	0.00	0.00	No	No
-0:11	22.5	1036	No	No	0.00	0.00	No	No
-0:10	21.5	1005	No	No	0.00	0.00	No	No
-0:09	21.0	974	No	No	0.00	0.00	No	No
-0:08	20.5	942	No	No	0.00	0.00	No	No
-0:07	19.5	874	No	No	19.50	22.80	No	No
-0:06	19.5	935	No	No	73.50	66.00	No	No
-0:05	20.0	1008	No	No	81.50	81.60	No	No
-0:04	21.5	1065	No	No	64.00	64.00	No	No
-0:03	22.5	1091	No	No	22.50	29.60	No	No
-0:02	22.5	1058	No	No	0.00	0.00	No	No
-0:01	22.0	965	Yes	Yes	0.00	0.00	No	No
0:00	12.0	641	Yes	Yes	2.50	0.00	No	No
+0:01	7.5	591	Yes	Yes	8.00	0.00	No	No
+0:02	4.0	615	Yes	Yes	4.00	0.00	No	No
+0:03	2.5	734	No	Yes	5.00	0.00	No	No
+0:04	1.0	683	No	Yes	39.50	0.00	No	No
+0:05	3.0	709	No	Yes	18.50	13.60	No	No
+0:06	4.0	976	No	Yes	33.00	34.40	No	No
+0:07	6.0	1297	No	No	29.00	39.20	No	No
+0:08	7.0	1166	No	No	0.00	0.00	No	No
+0:09	8.0	1057	No	No	29.00	35.20	No	No
+0:10	9.0	1361	No	No	36.50	46.80	No	No
+0:11	10.5	1177	No	No	0.00	0.00	No	No
+0:12	11.0	1100	No	No	27.00	35.60	No	No
+0:13	12.0	1248	No	No	37.00	46.00	No	No
+0:14	13.5	1370	No	No	7.00	0.00	No	No

# DDEC® Reports - Hard Brake #2

Print Date: May 04, 2011 11:55 PM (EDT)

DDC

Trip: 02/11/09 11:46 AM (EST) to 01/13/2011 (EST)  
 Vehicle ID: TEMPENG  
 Driver ID:  
 Odometer: 233515.5 mi

Incident Time: 12/21/2010 17:52:05 (EST)

Incident Odometer: 224027.7 mi

Time	Vehicle Speed (mph)	Engine Speed (rpm)	Brake	Clutch	Engine Load (%)	Throttle (%)	Cruise	Diagnostic Code
-1:00	52.5	1296	No	No	0.00	0.00	No	No
-0:59	52.0	1269	No	No	20.00	38.00	No	No
-0:58	51.5	1286	No	No	10.00	22.40	No	No
-0:57	51.0	1285	No	No	61.00	66.80	No	No
-0:56	51.0	1289	No	No	73.00	76.00	No	No
-0:55	51.0	1276	No	No	7.00	15.20	No	No
-0:54	50.5	1267	No	No	0.00	0.00	No	No
-0:53	50.0	1257	No	No	0.00	0.00	No	No
-0:52	49.5	1245	No	No	0.00	0.00	No	No
-0:51	49.5	1259	No	No	34.00	43.20	No	No
-0:50	49.5	1245	No	No	60.50	66.00	No	No
-0:49	49.5	1239	No	No	52.50	57.60	No	No
-0:48	49.5	1245	No	No	66.50	70.80	No	No
-0:47	49.5	1253	No	No	70.00	74.00	No	No
-0:46	50.0	1261	No	No	76.00	79.20	No	No
-0:45	50.0	1259	No	No	66.50	72.00	No	No
-0:44	50.0	1256	No	No	75.00	78.40	No	No
-0:43	50.0	1255	No	No	78.00	80.80	No	No
-0:42	49.5	1249	No	No	82.00	84.80	No	No
-0:41	49.5	1241	No	No	89.00	90.80	No	No
-0:40	49.5	1243	No	No	99.50	99.60	No	No
-0:39	49.5	1236	No	No	100.00	100.00	No	No
-0:38	49.0	1228	No	No	80.50	82.40	No	No
-0:37	49.0	1225	No	No	95.50	95.60	No	No
-0:36	48.5	1221	No	No	98.50	98.80	No	No
-0:35	48.5	1217	No	No	100.00	100.00	No	No
-0:34	48.5	1210	No	No	100.00	100.00	No	No
-0:33	48.0	1214	No	No	100.00	100.00	No	No
-0:32	48.0	1213	No	No	99.50	100.00	No	No
-0:31	48.0	1207	No	No	100.00	100.00	No	No
-0:30	48.0	1207	No	No	100.00	100.00	No	No
-0:29	47.5	1385	No	Yes	0.00	0.00	No	No
-0:28	47.0	1380	No	No	90.50	92.00	No	No
-0:27	47.0	1375	No	No	99.00	99.20	No	No
-0:26	47.0	1372	No	No	99.00	99.20	No	No
-0:25	47.0	1373	No	No	99.00	99.20	No	No
-0:24	47.0	1382	No	No	99.00	99.20	No	No
-0:23	47.0	1378	No	No	99.00	99.60	No	No
-0:22	47.0	1379	No	No	99.00	99.20	No	No
-0:21	47.0	1382	No	No	99.00	99.20	No	No
-0:20	47.0	1375	No	No	99.00	99.20	No	No
-0:19	47.0	1375	No	No	99.00	99.20	No	No
-0:18	47.0	1378	No	No	99.50	99.20	No	No
-0:17	47.0	1382	No	No	99.50	99.60	No	No
-0:16	47.0	1387	No	No	99.50	99.60	No	No



# DDEC® Reports - Hard Brake #2

Print Date: May 04, 2011 11:55 PM (EDT)

DDC

Trip: 02/11/09 11:46 AM (EST) to 01/13/2011 (EST)

Vehicle ID: TEMPENG

Driver ID:

Odometer: 233515.5 mi

Incident Time: 12/21/2010 17:52:05 (EST)

Incident Odometer: 224027.7 mi

Time	Vehicle Speed (mph)	Engine Speed (rpm)	Brake	Clutch	Engine Load (%)	Throttle (%)	Cruise	Diagnostic Code
-0:15	47.0	1385	No	No	99.50	99.60	No	No
-0:14	47.0	1387	No	No	99.00	99.20	No	No
-0:13	47.0	1383	No	No	78.00	80.40	No	No
-0:12	47.0	1369	No	No	41.00	51.60	No	No
-0:11	46.5	1360	No	No	80.00	84.40	No	No
-0:10	46.0	1353	No	No	98.50	98.80	No	No
-0:09	46.0	1348	No	No	77.00	78.80	No	No
-0:08	45.5	1325	No	No	40.00	50.80	No	No
-0:07	45.0	1319	No	No	83.50	86.80	No	No
-0:06	45.0	1316	No	No	98.00	98.00	No	No
-0:05	44.5	1312	No	No	99.50	99.60	No	No
-0:04	45.5	1413	No	No	100.00	100.00	No	No
-0:03	53.5	1740	No	No	90.50	84.40	No	No
-0:02	55.0	1382	No	No	0.00	0.00	No	No
-0:01	45.5	1244	No	No	0.00	0.00	No	No
0:00	42.5	1249	No	No	47.00	54.00	No	No
+0:01	41.5	1205	No	No	42.50	47.60	No	No
+0:02	40.5	1172	No	No	2.50	14.80	No	No
+0:03	39.5	1145	No	No	14.50	26.80	No	No
+0:04	39.0	1121	No	No	31.50	39.20	No	No
+0:05	38.0	1108	No	No	52.50	58.00	No	No
+0:06	37.5	1092	No	No	54.50	59.20	No	No
+0:07	37.0	1086	No	No	76.50	78.00	No	No
+0:08	36.5	1068	No	No	49.50	53.20	No	No
+0:09	36.0	1056	No	No	56.50	58.80	No	No
+0:10	35.5	1040	No	No	58.50	59.60	No	No
+0:11	35.0	1027	No	No	75.50	72.40	No	No
+0:12	34.5	1016	No	No	71.50	68.40	No	No
+0:13	34.0	1005	No	No	91.50	84.00	No	No
+0:14	33.5	952	No	No	0.00	0.00	No	No

# DDEC® Reports - Hard Brake #1

Print Date: May 04, 2011 11:55 PM (EDT)

DDC

Trip: 02/11/09 11:46 AM (EST) to 01/13/2011 (EST)

Vehicle ID: TEMPENG

Driver ID:

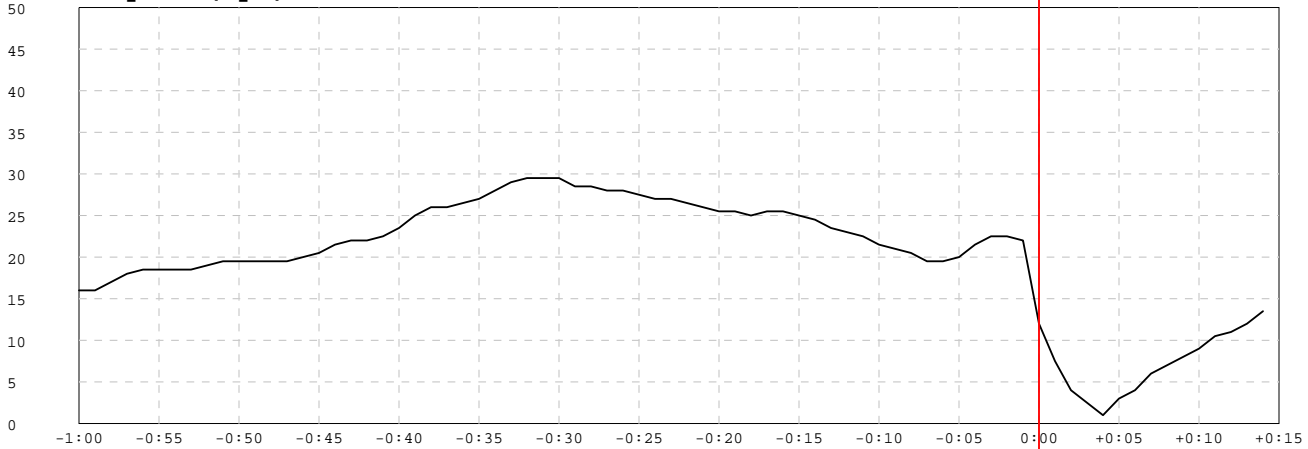
Odometer: 233515.5 mi

Trip Distance	233515.5 mi	Trip Time	7853:54:05
Trip Fuel	40016.75 gal	Fuel Consumption	5.10 gal/h
Fuel Economy	5.84 mpg	Idle Time	3770:52:12
Avg Drive Load	49 %	Idle Percent	48.01 %
Avg Vehicle Speed	57.3 mph	Idle Fuel	1424.38 gal
		Parked Regen Time	4:18:28

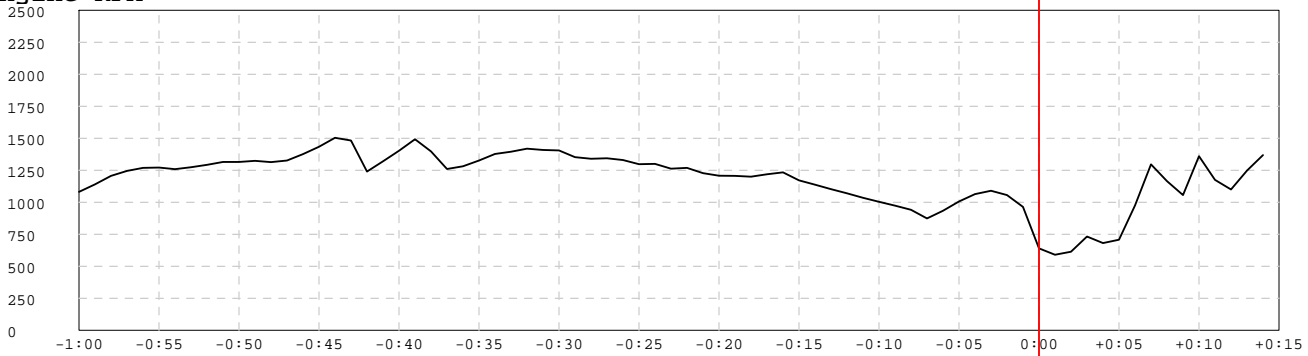
Incident Time: 12/17/2010 09:29:59 (EST)

Incident Odometer: 221344.0 mi

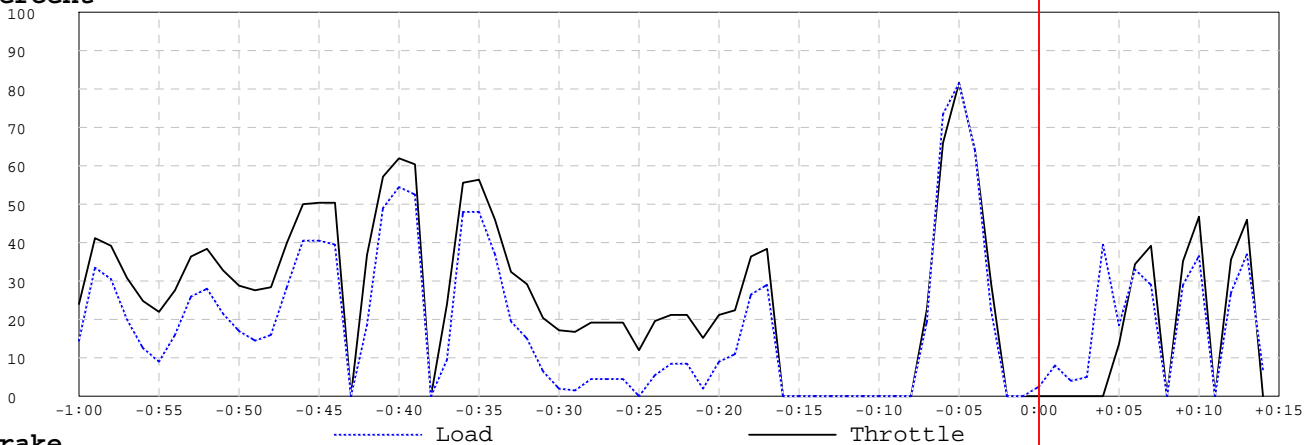
## Vehicle Speed (mph)



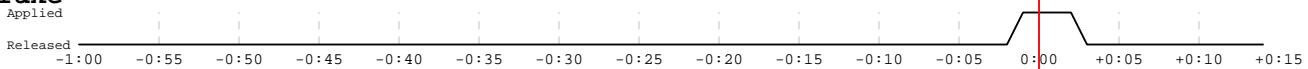
## Engine RPM



## Percent



## Brake



## Clutch



# DDEC® Reports - Hard Brake #2

Print Date: May 04, 2011 11:55 PM (EDT)

DDC

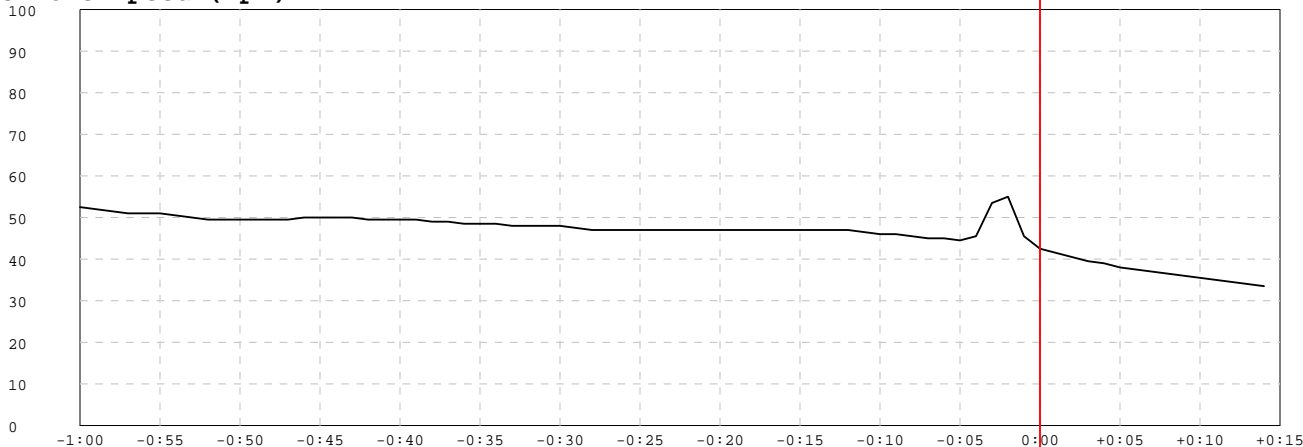
Trip: 02/11/09 11:46 AM (EST) to 01/13/2011 (EST)  
 Vehicle ID: TEMPENG  
 Driver ID:  
 Odometer: 233515.5 mi

Trip Distance	233515.5 mi	Trip Time	7853:54:05
Trip Fuel	40016.75 gal	Fuel Consumption	5.10 gal/h
Fuel Economy	5.84 mpg	Idle Time	3770:52:12
Avg Drive Load	49 %	Idle Percent	48.01 %
Avg Vehicle Speed	57.3 mph	Idle Fuel	1424.38 gal
		Parked Regen Time	4:18:28

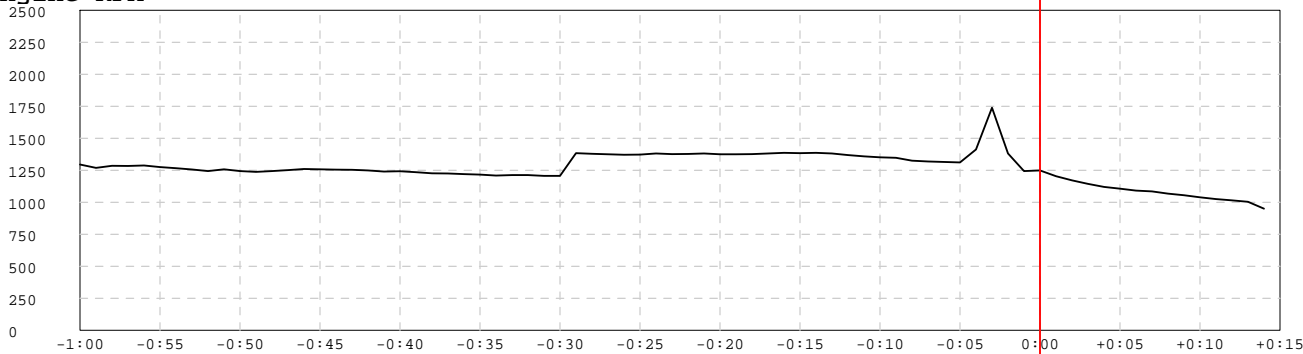
Incident Time: 12/21/2010 17:52:05 (EST)

Incident Odometer: 224027.7 mi

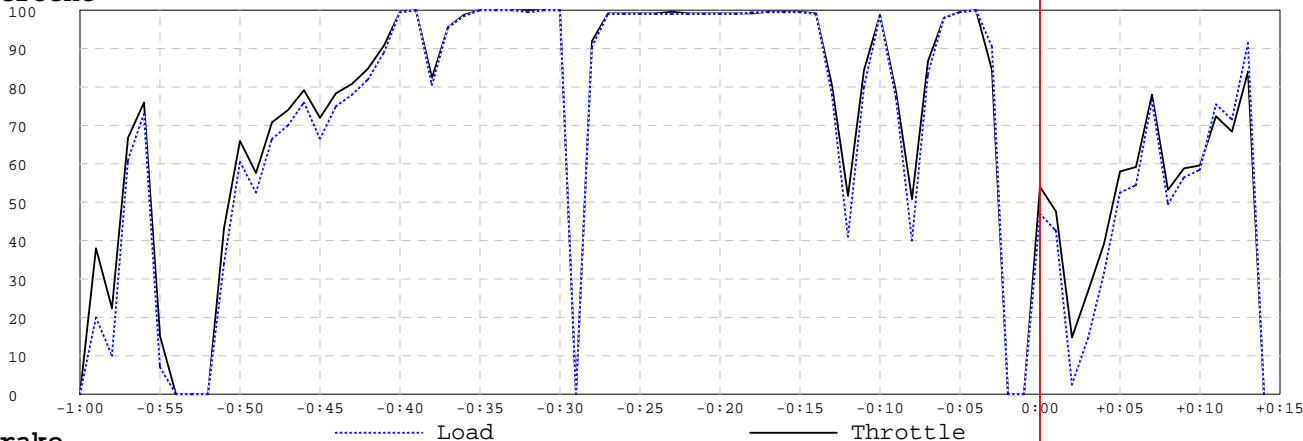
### Vehicle Speed (mph)



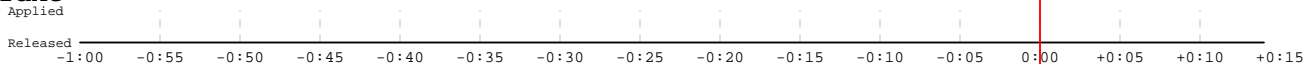
### Engine RPM



### Percent



### Brake



### Clutch

